



PARTS MANUAL

MODEL: G6060
AgBag Silage Bagger

This parts manual is furnished for your convenience only. All parts must be purchased through an authorized dealer. Call us for a dealer near you.

42.0901804A



P O Box 127
511 East Main St.
St. Nazianz, WI 54232
(920) 773-2121
FAX: (920) 773-1200
Email: info@millerstn.com
www.ag-bag.com

Issue Date: 10/16

IMPORTANT!

For ongoing updates to this Parts Book

Visit us on the web at:

www.ag-bag.com

and click on PARTSMART web.

Check for new updates before placing any orders.

Order parts through your local dealer.



Table of Contents

Section 1 - Frame, Rotor, Cable Drums, Tunnel Top, Tunnel Extensions & Bag Boom	
1.01 Frame with Rotor & Cable Drums G6060.....	6
1.02 Tunnel Top Interchangeable, Tunnel Extensions & Bag Cradle.....	10
Section 2 - Wheels, Tires, Spindle & Hub Assembly	
2.01 Spindle & Hub Assembly - G6060 (S/N 4205373 & Before).....	12
2.01.1 Hub & Spindle Assembly (S/N 4205374 & After).....	14
2.02 Wheels & Tires.....	16
Section 3 - Conveyor, Drive Assembly & Hopper Assembly	
3.01 Drive Assembly - Rotor (S/N 4205591 & Before).....	18
3.01.1 Drive Asm - 6060 Rotor (S/N 4205592 & After).....	20
3.02 Hopper Assembly.....	22
3.03 Split Conveyor - G6060, G6070 & G6070P (S/N 42.04939 & Before).....	24
3.04 Split Conveyor (S/N 42.04940 & After).....	28
3.05 Lower Assembly, Split Conveyor - G6060, G6070 & G6070P (S/N 42.04940 & After).....	32
3.06 Single Conveyor.....	34
3.07 Conveyor Support/Slide Assembly, Split & Single Conveyor.....	36
3.08 Conveyor Lift Assembly - Manual.....	38
3.09 Hydraulic Conveyor Lift Kit - G6060, G6070 & G6070P.....	40
3.10 Assembly: Single Conveyor End.....	42
Section 4 - Brake Assembly, Cable Guide Assembly, & Bag Boom	
4.01 Brake Assembly - G6060.....	44
4.02 Cable/Guide Assembly.....	46
4.03 Boom - Bag Assy 8 Ft-10 Ft 6000.....	48
4.04 Hand Pump Breakdown.....	50
Section 5 - Backstop & Jackstand	
5.01 Backstop, Steel.....	52
5.02 Jack Stand - G6060, G6070 & G6070P.....	54
Section 6 - Transport Lights, Safety Signs & Decals	
6.01 Transport Lights & Light Stand - G6060, G6070 & G6070P.....	56
6.02 Safety Signs & Decals - G6060, G6070 & G6070P.....	58
Section 7 - Gearbox	
7.01 Gearbox, Dual Output Aluminum.....	60
7.01.1 Gearbox, Dual Output Large Bearings Cast Iron w/Bolt On End Cap.....	62
7.02 Gearbox, Dbl Output Aluminum Hi Temp.....	64
Section 8 - PTO Driveline	
8.01 PTO Transport Kit - G6060 & G6070.....	66
8.02 PTO Shaft - PB6000 & (G6060 up to 2009 Production).....	68



Table of Contents (Continued)

8.03 PTO Shaft - G6070 & (G6060 2009 Production & After).....70

Section 9 - Hydraulics & Breather Assembly

9.01 Hydraulic Drive Assembly - G6060 & G6070.....72

9.02 Hydraulic Drive, PTO Shield Assembly - G6060.....76

9.03 Asm: 6060 Lift Kit Hydraulics.....78

Section 10 - Miscellaneous Items, Options & Kits

10.01 Miscellaneous Items.....80

10.02 Safety Chain Kit.....82

10.03 Gandy, 45 lb. Dry Inoculant Applicator.....84

10.04 Option: 6060 Hyd Jack Lift Factory Installed.....86

10.05 Gandy Option - G6060, G6070 & G6070P.....88

10.06 Option: Conveyor Liner.....90

Part Number Index.....92

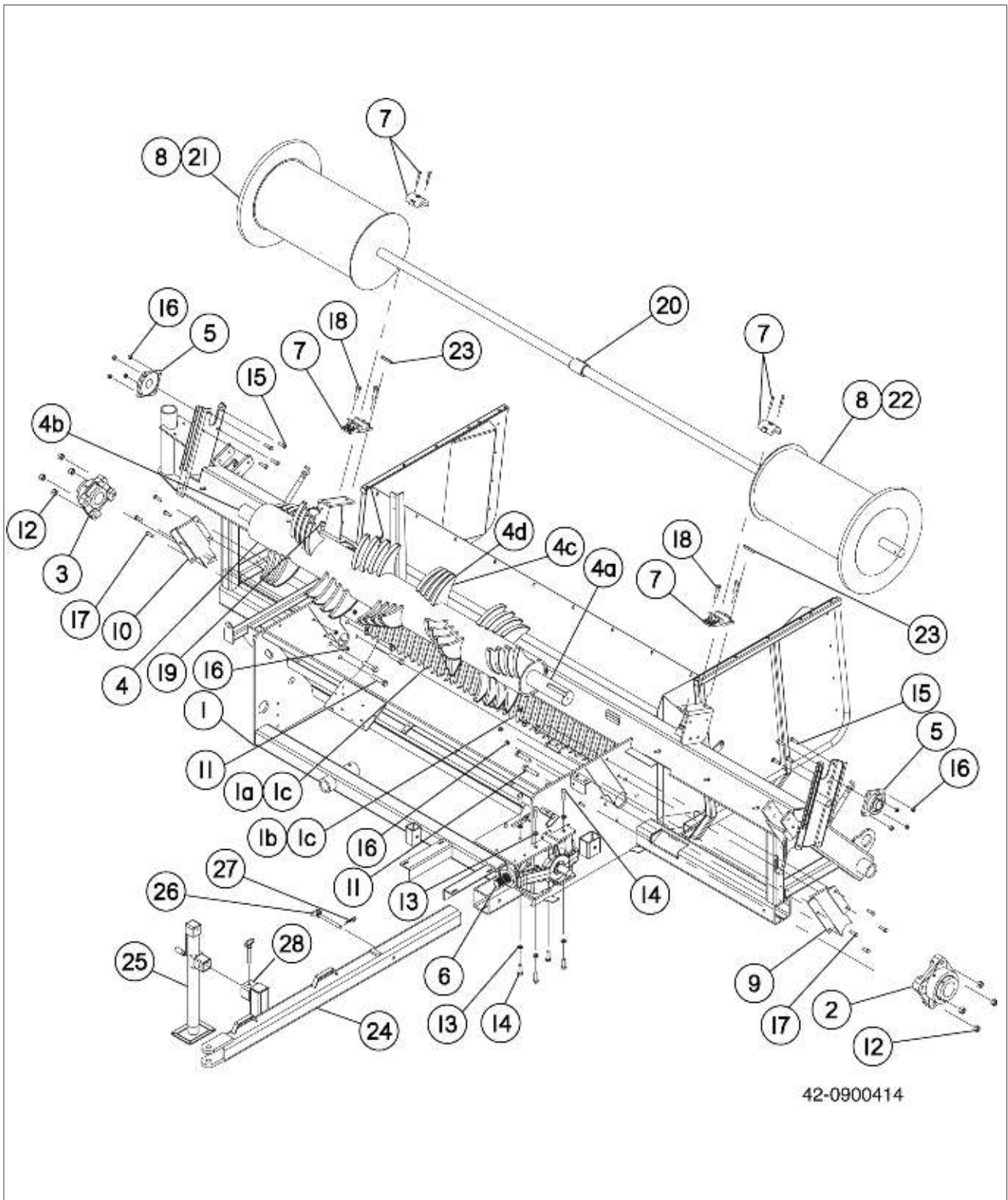
Part Description Index.....95



Table of Contents (continued)

This Page Intentionally Left Blank

1.01 Frame with Rotor & Cable Drums G6060



1.01 Frame with Rotor & Cable Drums G6060

* Measure existing stripper plate length to determine which part is needed prior to ordering.

Item	Part No.	Quantity	Description
1	42.0900586	1	Frame Weldment - (S/N 42.05167 & Before)
	42.0901595	1	Frame Weldment - (S/N 42.05168 & After)
1a	42.0000093	AR	Stripper Plate - 33 in. Weld In G6070 (Non Gearbox End) G6060*
1b	42.0000094	AR	Stripper Plate - 35 in. Weld In G6060 (Gearbox End) and G6070*
1c	42.0000095	AR	Stripper Plate - 45 in. Weld In G6060 (Non Gearbox End) G6070*
2	42.0900372	1	Bearing, Drive, 3-7/16 in. Spherical 4 Bolt Footed - (S/N 42.05168 & After)
3	42.0900371	1	Bearing, Drive, 2-15/16 in. 4 Bolt Footed
4	42.0901137	1	Rotor + Four Teeth & Caps - 2-15/16 in. Shaft (Weld Req'd) (S/N 42.05167 & Before)
	42.0901825	1	Rotor + Four Teeth 3-7/16 in. Shaft - (Weld Req'd) (S/N 42.05168 & After)
4a	42.0900380	1	Stub Shaft Drive, Weld In - (S/N 42.05168 & After)
	42.6002005	1	Stub Shaft Drive, Weld In - (S/N 42.05167 & Before)
4b	42.6002008	1	Stub Shaft Idle, 2-15/16 in. Weld In
4c	42.1020018	48	Tooth Assembly w/Cap
4d	42.1020001	48	Cap, Rotor Tooth, Weld On
5	42.1510044	2	Bearing, 4 Bolt Flange
6	42.0901808	1	Gearbox, Dual Output - Aluminum (as long as available) after inventory is used up, order 42.0902132
6	42.0902132	1	Gearbox: Dbl Output Aluminum Hi Temp
6	42.0901894	1	Gearbox, Dual Output, Large Bearing Cast Iron w/Bolt On End Cap
7	42.1510047	2	Bearing, Split Babbit
8	42.0900246	2	Drum, Cable, w/Brake Flange, 7 Ft Rotor - 6070 Only
9	42.0900445	1	Weldment, Rotor Access, Drive - (S/N 42.05168 & After)
	42.0900349	1	Weldment, Rotor Access, Drive - (S/N 42.05167 & Before)
10	42.0900447	1	Weldment, Rotor Access, Idle
11	904215	8	Bolt, Hex, 3/4-10 x 3-1/2 in. Gr 5
12	906349	8	Nut, Hex Lock, 3/4-10 Nylock
13	900508	8	Washer, Lock, 5/8 in. Yellow Zinc
14	904253	8	Bolt, Hex, 5/8-11 x 2 in. Gr 5
15	903518	8	Bolt, Hex, 1/2-13 x 1-3/4 in. Gr 5
16	906401	16	Nut, Hex Lock, 1/2-13 Nylock
17	903306	8	Bolt, Hex, 1/2-13 x 1-1/2 in. Gr 5
18	903832	4	Bolt, Hex, 5/8-11 x 2-1/2 in. Gr 5
19	906402	4	Nut, Hex Lock, 5/8-11 Nylock
20	42.6003021	1	Coupling, Cable Drum
21	42.6003024	1	Cable Drum, Non Brake Side, 6 Ft Rotor
22	42.6003025	1	Cable Drum, Brake Side, 6 Ft Rotor
23	01.73266	2	Key, Square, 3/8 in. x 3 in. Undersize
24	42.0901776	1	Hitch, Field, 8-9 Ft w/Decals
25	42.1501398	1	Jack, Manual, 15 in. Square Mount
26	42.1550172	1	Pin, Hitch
27	05.73120	1	Pin, Hair

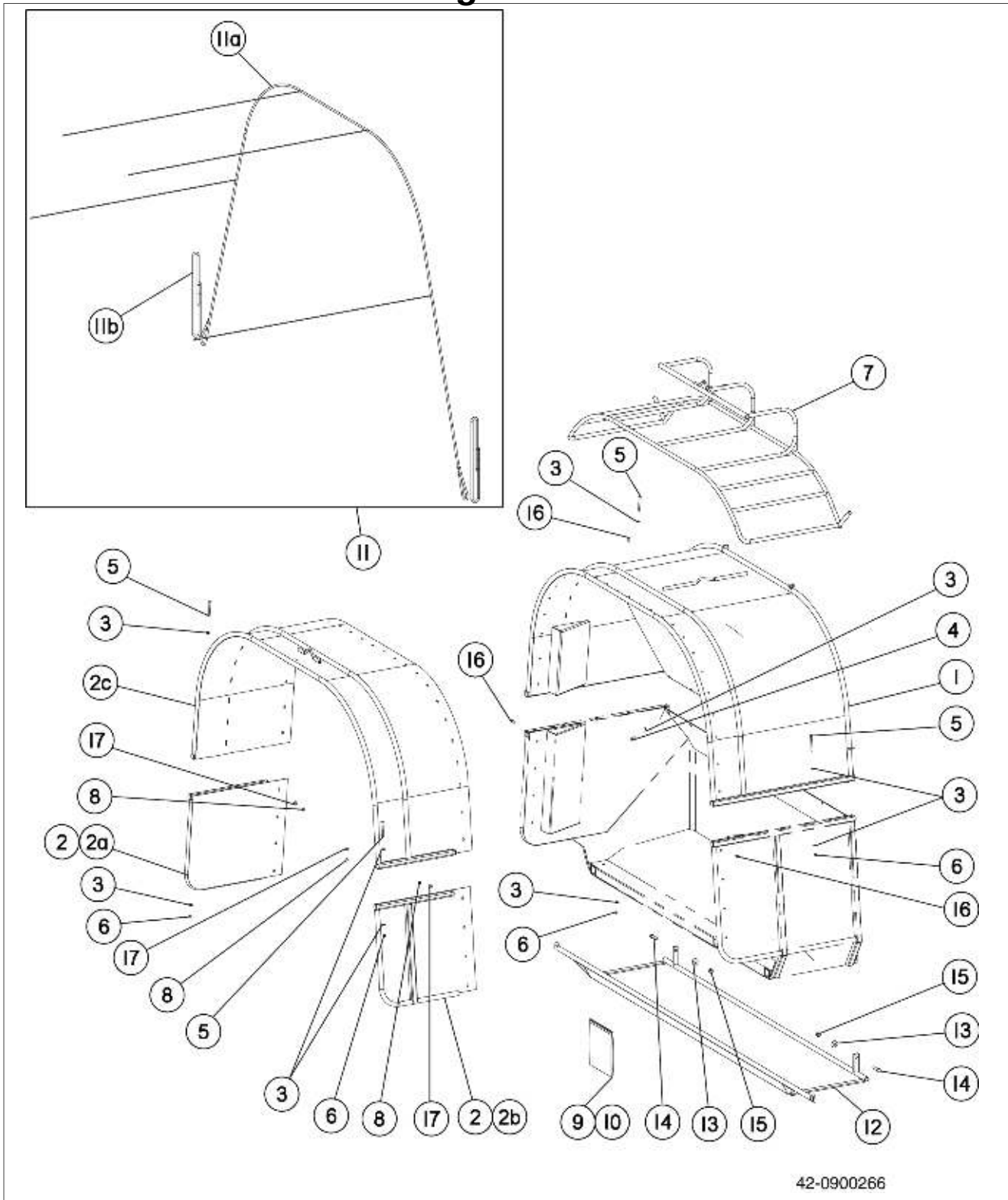
Section 1

1.01 Frame with Rotor & Cable Drums G6060

Item	Part No.	Quantity	Description
28	42.1501400	AR	Mount, (Weld On), Jack, Female Square Tubing

This Page Intentionally Left Blank

1.02 Tunnel Top Interchangeable, Tunnel Extensions & Bag Cradle

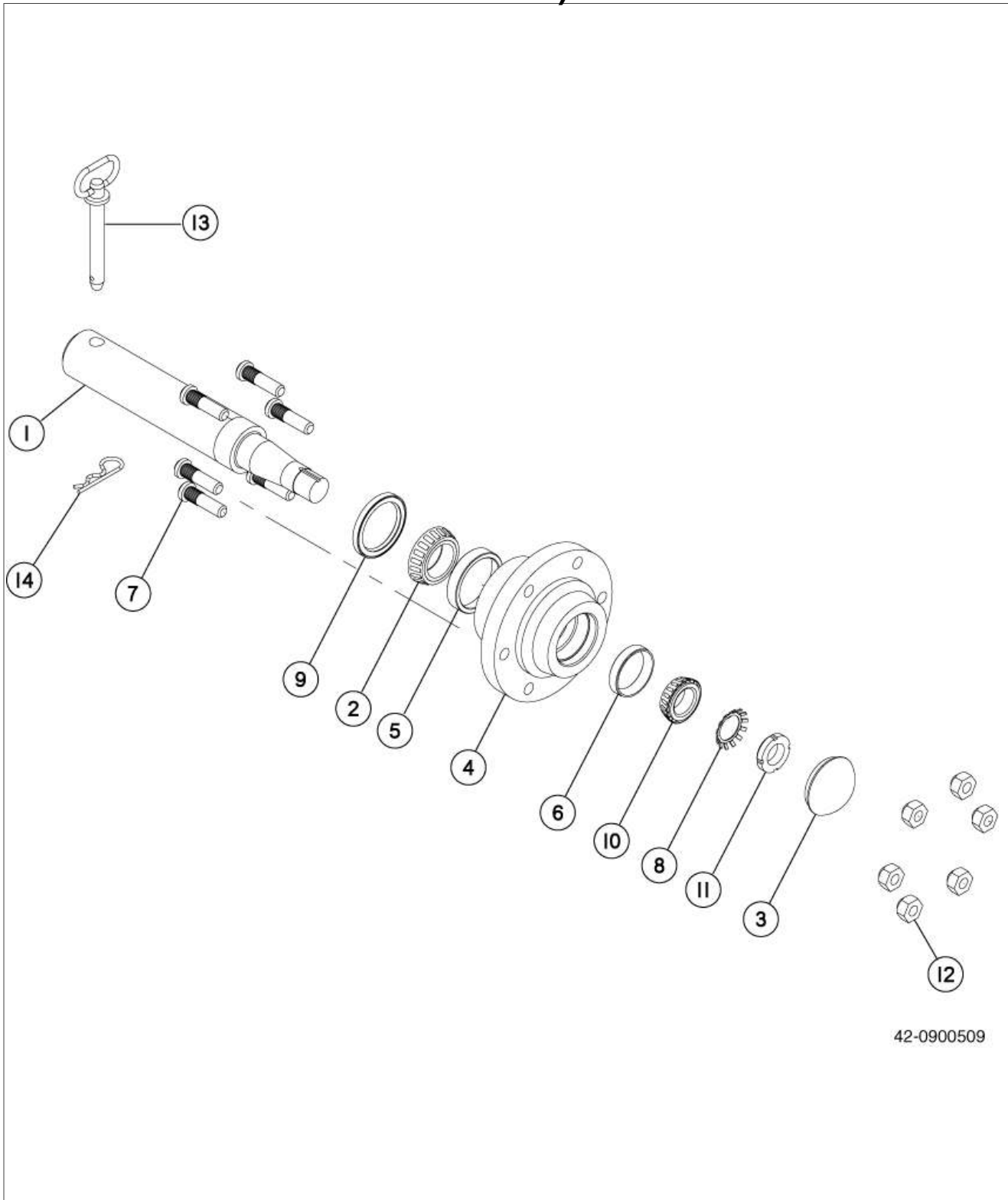


1.02 Tunnel Top Interchangeable, Tunnel Extensions & Bag Cradle

Item	Part No.	Quantity	Description
1	42.0901791	1	Tunnel Hood, 8` w/Decals - G6060 Only
	42.0901792	1	Tunnel Hood, 9` w/Decals- G6060 Only
	42.6006074	1	Tunnel Hood, 9` - G6070 & G6070P Only
	42.6006075	1	Tunnel Hood, 10` - G6070 & G6070P Only
2	42.6006087	Set	Tunnel Extension Base, 29 in. - G6060, G6070 & G6070P Only
	42.6006086	Set	Tunnel Extension Base, 18 in. - G6060, G6070 & G6070P Only
2a	42.6006113	1	Tunnel Extension Base, 29 in. - LH - G6060, G6070 & G6070P Only
2b	42.6006114	1	Tunnel Extension Base, 29 in. - RH - G6060, G6070 & G6070P Only
2c	42.6006077	1	Tunnel Extension, 8` x 29 in. - G6060 Only
	42.6006079	1	Tunnel Extension, 9` x 29 in. - G6060 Only
	42.6006081	1	Tunnel Extension, 10` x 29 in. - G6070 & G6070P Only
	42.6006085	1	Tunnel Extension, 9` x 29 in. - G6070 & G6070P Only
3	907465	41	Washer, Flat, 3/8 in. Wide Stainless Steel
4	907467	9	Bolt, Button Hd. 3/8-16 x 1 in. Stainless Steel
5	907689	16	Bolt, Hex, 3/8-16 x 4 in. Stainless Steel
6	907391	16	Nut, Hex Lock, 3/8-16 Nylock Stainless Steel
7	42.6006012	1	Cradle, Bag Boom, 8` & 9` - G6060 & PB6000 Only
	42.6006089	1	Cradle, Bag Boom, 10` - G6070 & G6070P Only
	42.6006088	1	Cradle, Bag Boom, 9` - G6070 & G6070P Only
8	906400	35	Nut, Hex Lock, 3/8-16 Nylock
9	42.0900373	1	Bolt Bag, Tunnel Extension (Consists Of Items: 8, 16 & 17)
10	NSS	1	Bolt Bag, Tunnel Hardware (Consists Of Items: 3 thru 6)
11	42.1560004	1	Kit, Bungee Cord (Consists Of Items 11a & 11b)
11a	42.1560000	1	Bungee Cord, Tunnel
11b	42.1560001	2	Bungee Cord, Bag Pan
12	42.6006037	1	Pan, Bag G6070 & G6070P Only
	42.6006005	1	Pan, Bag G6060 & PB6000
13	900498	2	Washer, Flat 5/8 in.
14	903832	2	Bolt, Hex, 5/8-11 x 2-1/2 in. Gr 5
15	906402	2	Nut, Hex Lock, 5/8-11 Nylock
16	907467	35	Bolt, Button Hd. 3/8-16 x 1 in. Stainless Steel
17	907465	35	Washer, Flat, 3/8 in. Wide Stainless Steel

Section 2

2.01 Spindle & Hub Assembly - G6060 (S/N 4205373 & Before)

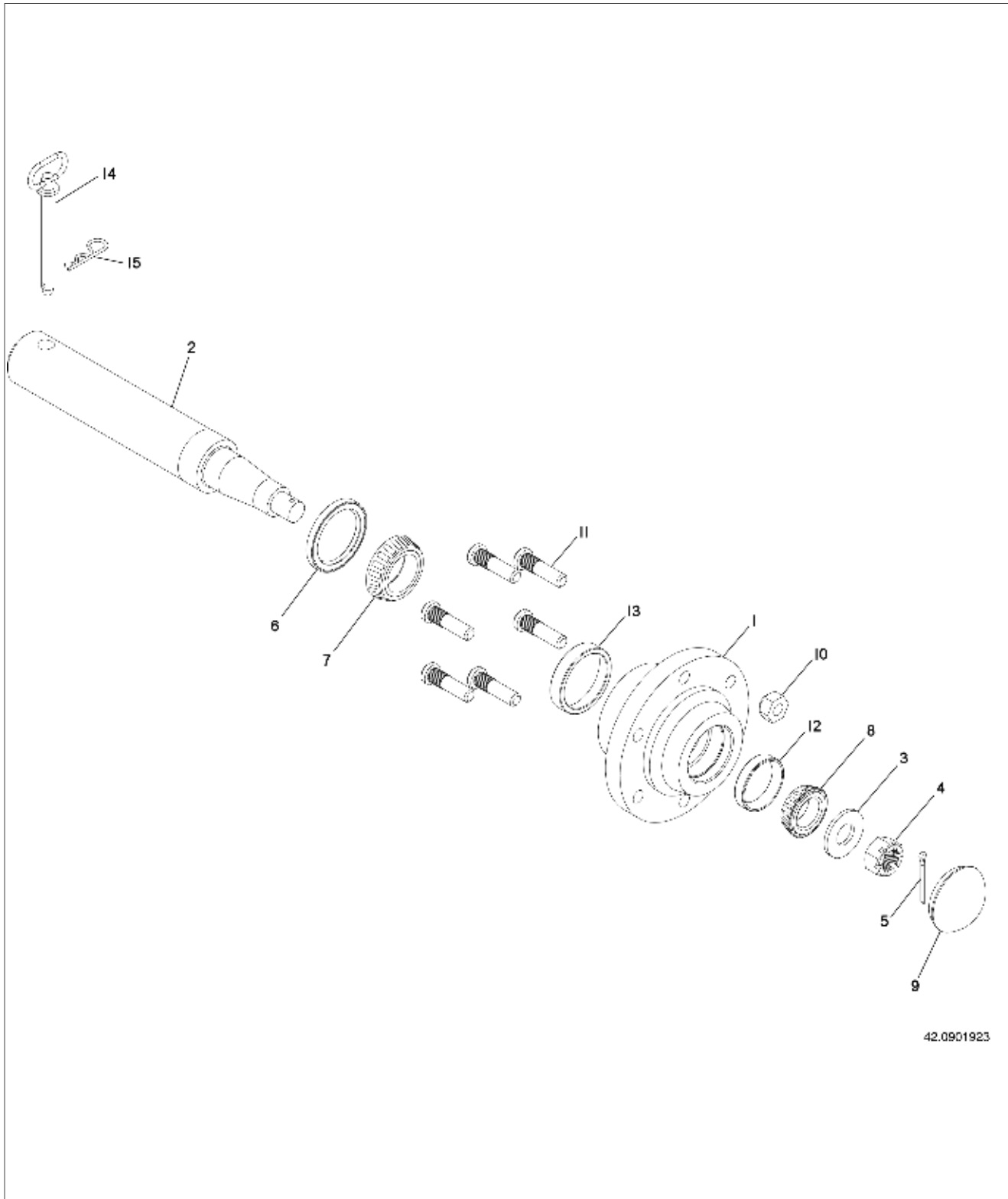


2.01 Spindle & Hub Assembly - G6060 (S/N 4205373 & Before)

Item	Part No.	Quantity	Description
1	42.1010034	1	Spindle, Single, 2-1/4 x 14-7/8 in. Std.
2	901150	1	Cone, Roller Bearing, 1-5/8 in.
3	902410	1	Cap, Dust
4	42.0900375.8	1	Hub Assembly With Cups & Studs
5	901151	1	Cup, Bearing, Inner
6	901182	1	Cup, Bearing, Outer
7	73385514	6	Stud, Wheel, 9/16-18 x 2-1/8 in.
8	42.1550228	1	Washer, Lock, External Tooth
9	42.1500377	1	Oil Seal, 2.25 I.D.
10	901181	1	Cone, Roller Bearing, 1-1/4 in.
11	42.1550136	1	Nut, Slotted Lock, NO6 Zinc Plated
12	905050	6	Lug Nut, 9/16-18
13	42.1150171	1	Pin, Hitch, .625 Dia x 4 in.
14	05.73120	1	Pin, Hair, 5/32 x 2-15/16 in. Zinc Plated

Section 2

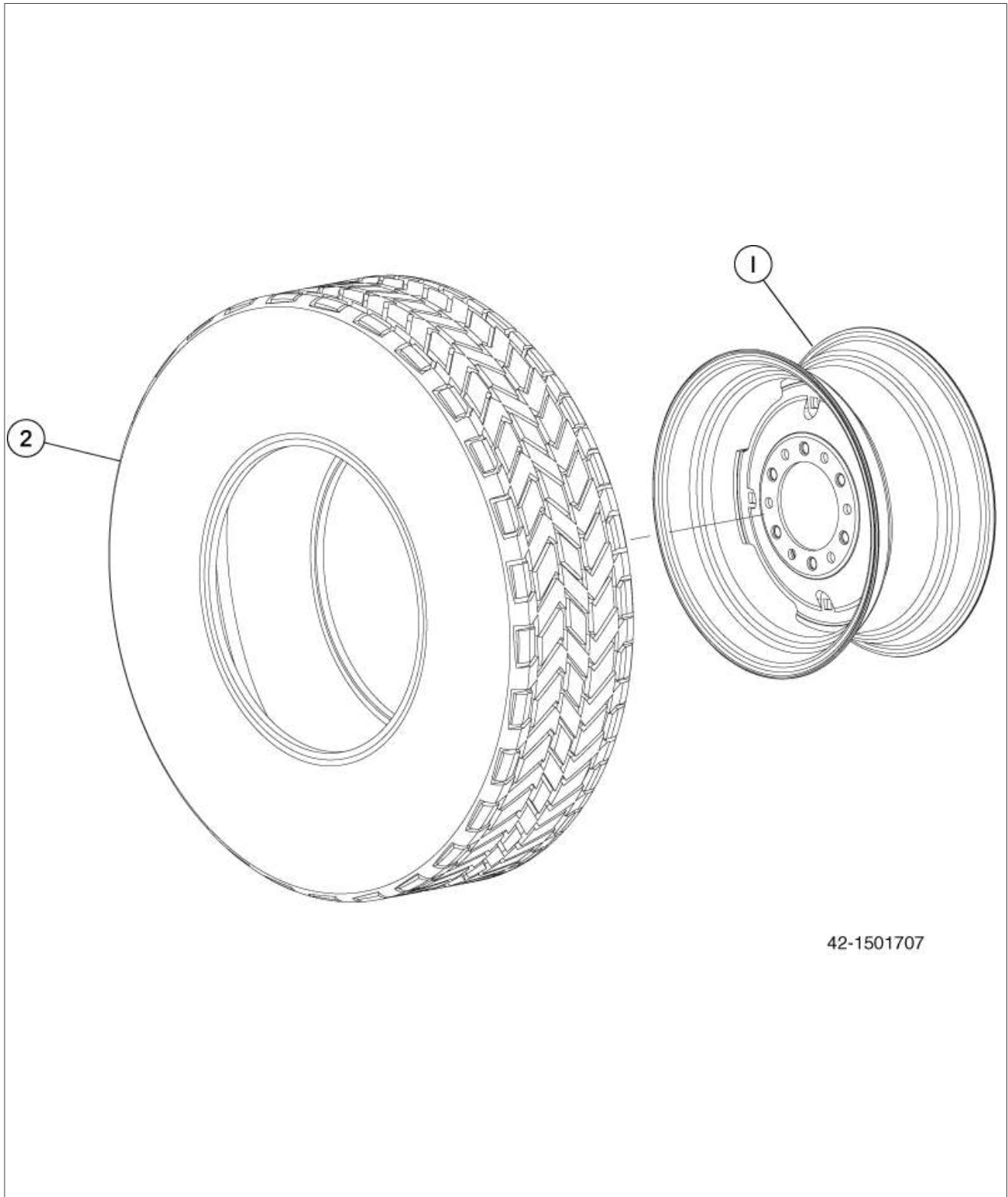
2.01.1 Hub & Spindle Assembly (S/N 4205374 & After)



2.01.1 Hub & Spindle Assembly (S/N 4205374 & After)

Item	Part No.	Quantity	Description
1	42.0900375.8	1	Hub - Wheel 6blt Includes Cups & Studs
2	42.0901924	1	Spindle: G6000
3	42.0901925	1	Washer: Hub Retention
4	42.0901926	1	Nut: Spindle 7/8-14 Unf
5	42.0901927	1	Pin: Cotter 5/32 x 1-3/4
6	42.1500377	1	Oil Seal - 2.25 I.D.
7	901150	1	Roller Bearing Cone 1-5/8
8	901181	1	Roller Bearing Cone 1-1/4
9	902410	1	Cap - Dust
10	905050	6	Lugnut - 9/16-18
11	73385514	6	Stud: 9/16-18 x 2.125
12	901182	1	Outer Cup
13	901151	1	Inner Cup
14	42.1150171	1	Pin: Hitch .625 Dia. x 4 in.
15	05.73120	1	Pin: Hair 5/32 x 2-15/16 Znc

2.02 Wheels & Tires

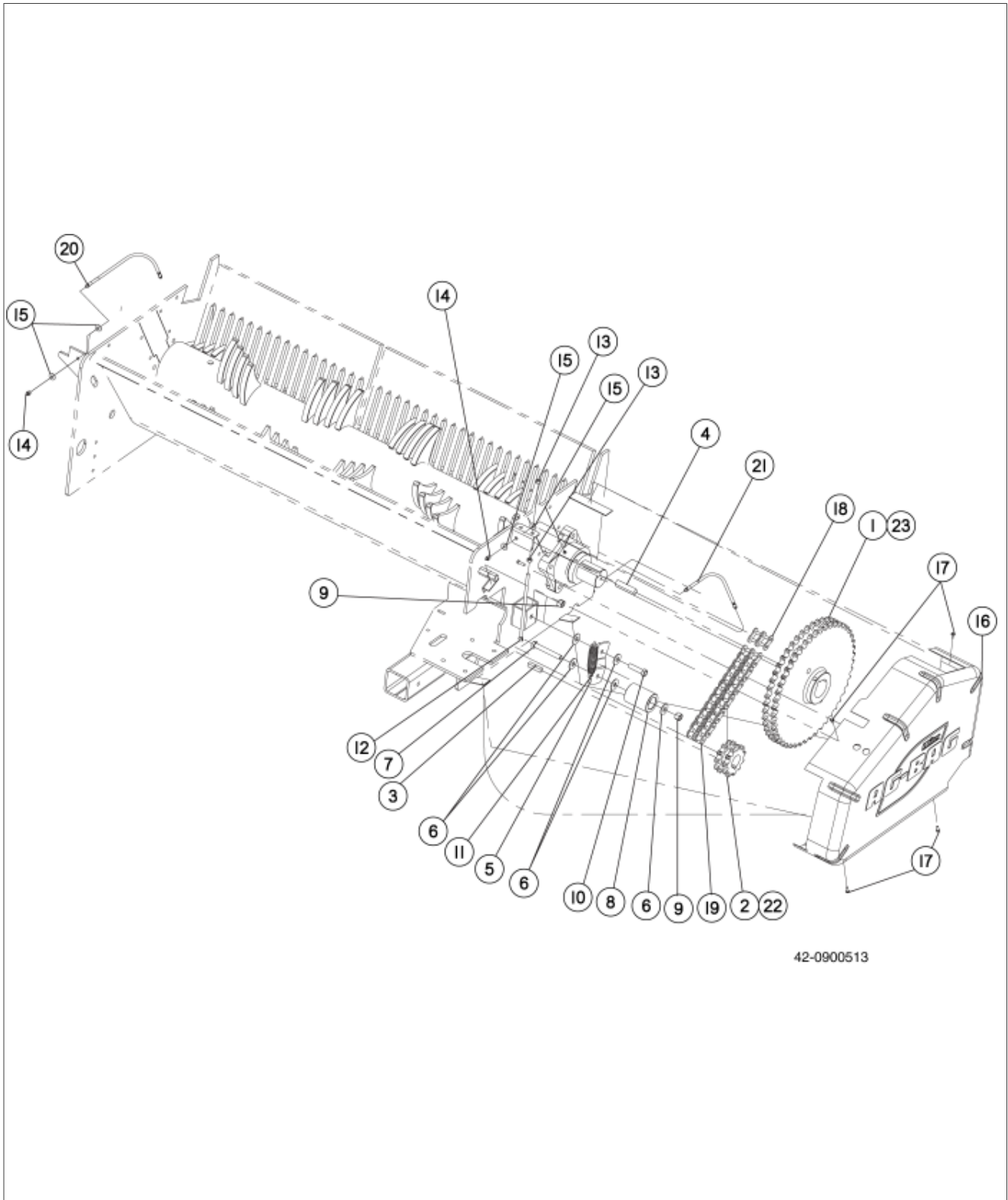


2.02 Wheels & Tires

Item	Part No.	Quantity	Description
1	42.0900181	2	Wheel, 15 x 6 PB6000
	42.1500329	2	Wheel, 16 x 6 G6060
	42.0900165	2	Wheel, 16 x 8 G6070 & G6070P
2	42.0900190	2	Tire, 9.5L x 15 Farm Implement, PB6000
	42.0900191	2	Tire, 235/85R16, G6060
	42.0900192	2	Tire, 265/75R16, G6070 & G6070P

Section 3

3.01 Drive Assembly - Rotor (S/N 4205591 & Before)



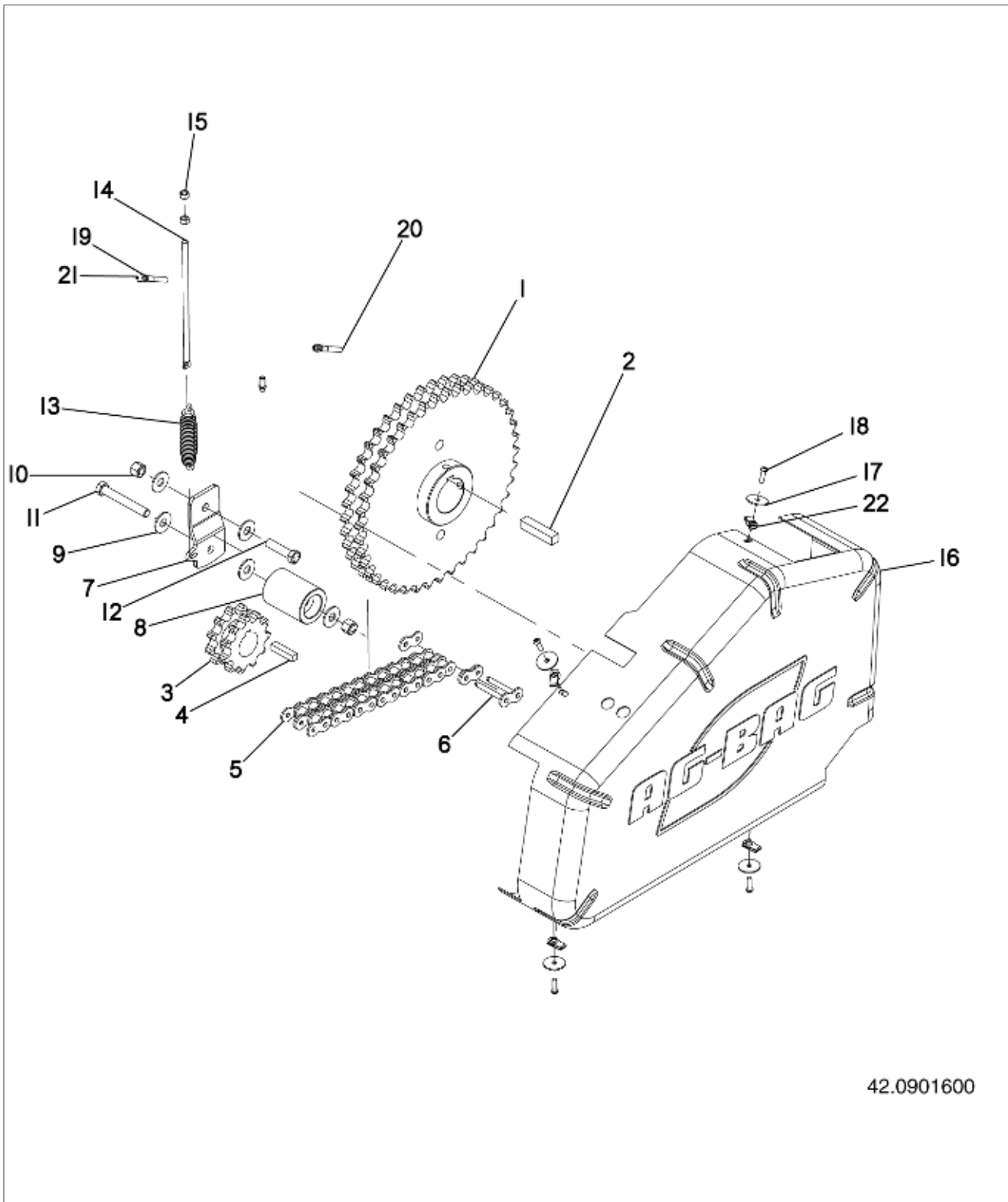
42-0900513

3.01 Drive Assembly - Rotor (S/N 4205591 & Before)

Item	Part No.	Quantity	Description
1	42.0900377	1	Sprocket, 120-2B48, 3-7/16 in. Bore, 7/8 in. Key - G6070 Only
	42.0901587	1	Sprocket, 120-2B42, 3-7/16 in. Bore, 7/8 in. Key - (G6060 S/N 42.05168 & After)
	42.1520124	1	Sprocket, 120-2B42, 2-15/16 in. Bore, 3/4 in. Key - (G6060 S/N 42.05167 & Before) & PB6000 Only
2	42.1520664	1	Sprocket, 120-2A11, 2-7/16 in. Bore, 5/8 in. Keyway
3	42.6002002	1	Key, 5/8 x 5/8 x 2-3/4 in.
4	907688	1	Key, Sq, 7/8 x 7/8 x 4 in. - G6070 & (G6060 S/N 42.05168 & After)
	42.4070028	1	Key, Sq, 3/4 x 3/4 x 4 in. - (G6060 S/N 42.05167 & Before) & PB6000 Only
5	42.0900056	1	Bar, Adjustable Chain Tensioner
6	900499	5	Washer, Flat, 3/4 in.
7	906339	1	Bolt, Hex, 3/4-10 x 5-3/4 in.
8	42.6002007	1	Tensioner, Rotor Chain
9	906349	2	Nut, Hex Lock, 3/4-10 Nylock
10	09.71756	1	Bolt, Hex, 3/4-10 x 3 in. Gr 5
11	42.1500483	1	Spring, Extension
12	42.0900174	1	Rod, Chain Tensioner
13	73385559	2	Nut, Hex, 1/2-13
14	905501	2	Zerk, Grease, 1/8 NPT Female
15	900496	8	Washer, Flat, 7/16 in.
16	42.0901519	1	Guard, Rotor Chain - G6070 Only
	42.0901518	1	Guard, Rotor Chain - G6060 & PB6000 Only
17	09.71112	4	Bolt, Hex, 5/16-18 x 3/4 in. Gr 5 Special
18	42.1520068	1	Link, #120-2 Connector UST
	42.1520086	AR	Link, Offset, #120-2
19	42.1520757	1	Chain, Roller, #120-2, 7.875 Ft, 63 P, UST - G6070 Only
	42.1520005	1	Chain, Roller, #120-2 59P - G6060 & PB6000 Only
20	42.1501518	1	Whip, Grease, 3/16 x 28 in.
21	42.1502166	1	Whip, Grease, 3/16 x 21 in.
22	907725	2	Setscrew, 3/4-10 x 3/4 in.
23	907777	2	Setscrew, 5/8-11 x 5/8 in.

Section 3

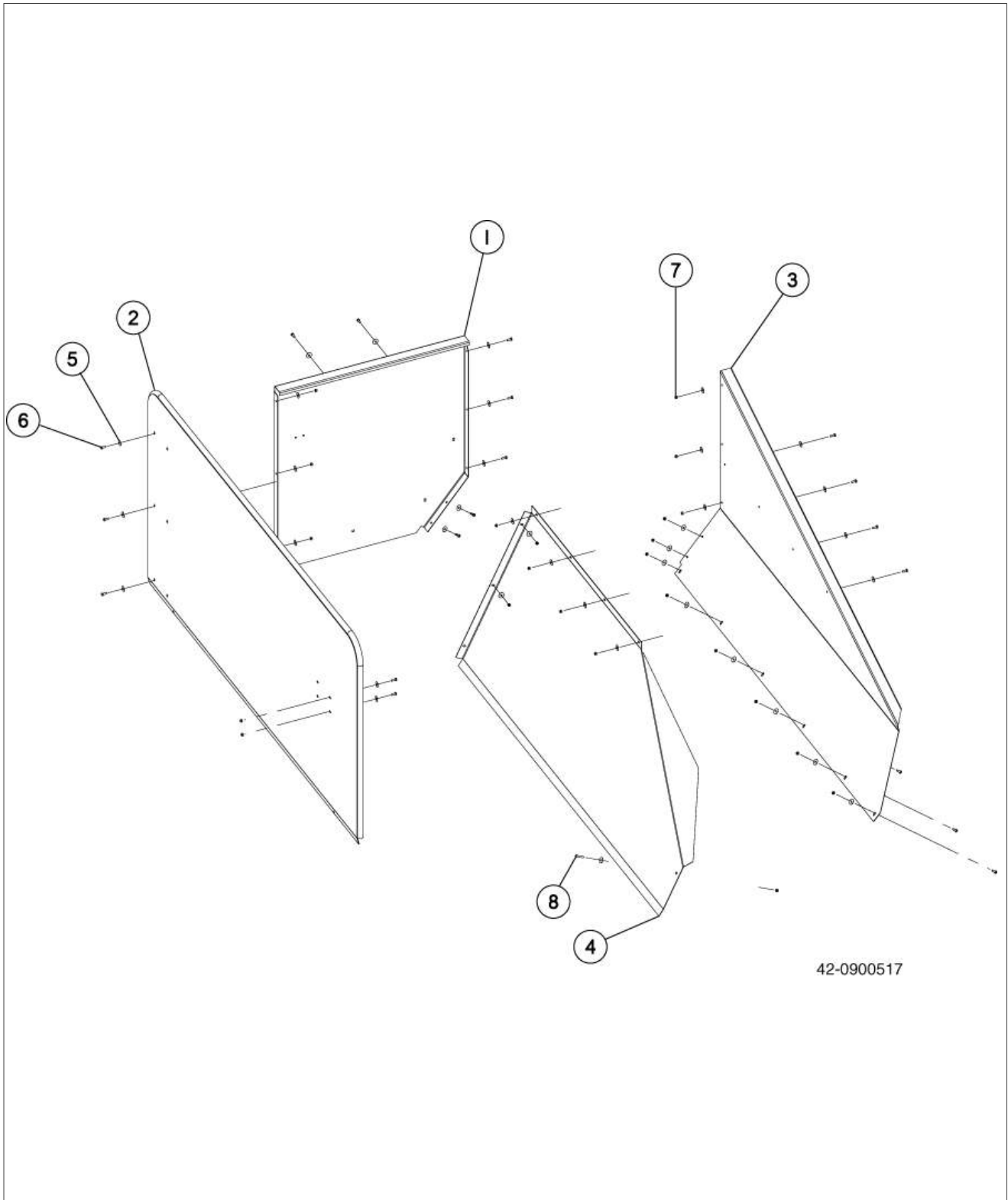
3.01.1 Drive Asm - 6060 Rotor (S/N 4205592 & After)



3.01.1 Drive Asm - 6060 Rotor (S/N 4205592 & After)

Item	Part No.	Quantity	Description
1	42.0901587	1	Sprocket - 120-2b42 3-7/16 B 7/8k
2	907688	1	Key Sq - 7/8 x 7/8 x 4 in. 1018
3	42.1520664	1	Sprocket - 120-2a11 2-7/16 in.B
4	42.6002002	1	Key - 5/8 x 5/8 x 2-3/4
5	42.1520005	1	Chain - Rlr #120-2 7 Ft 59 P Ust
6	42.1520068	1	Link - #120-2 Connector Ust
7	42.0900056	1	Bar - Adjust Chain Tensioner
8	42.6002007	1	Tensioner - Rotor Chain
9	900499	5	Washer, 3/4 Flat
10	906349	2	Nut: Hex Nylok Lk 3/4-10
11	906339	1	Hhdblnt - 3/4-10 x 5-3/4
12	09.71756	1	Hhdblnt, Gr 5 3/4-10 x 3
13	42.1500483	1	Spring - Ext #661
14	42.0900174	1	Rod - Chain Tensioner
15	73385559	2	Hhdnut, 1/2-13
16	42.0902139	1	Guard - Rotor Drive
17	907626	4	Flatwasher, 3/8 x 2 Od Stainless Steel
18	907984	4	Btnhdblnt, 3/8-16 x 1-1/4 Stainless Steel
19	42.1501518	1	Whip - Grease 3/16 x 28
20	42.1502166	1	Whip - Grease 1/8 in. X 21 in.
21	905501	2	Grz Zerk - 1/8npt Female
22	908533	4	Nut: Clip 3/8-16, Long

3.02 Hopper Assembly



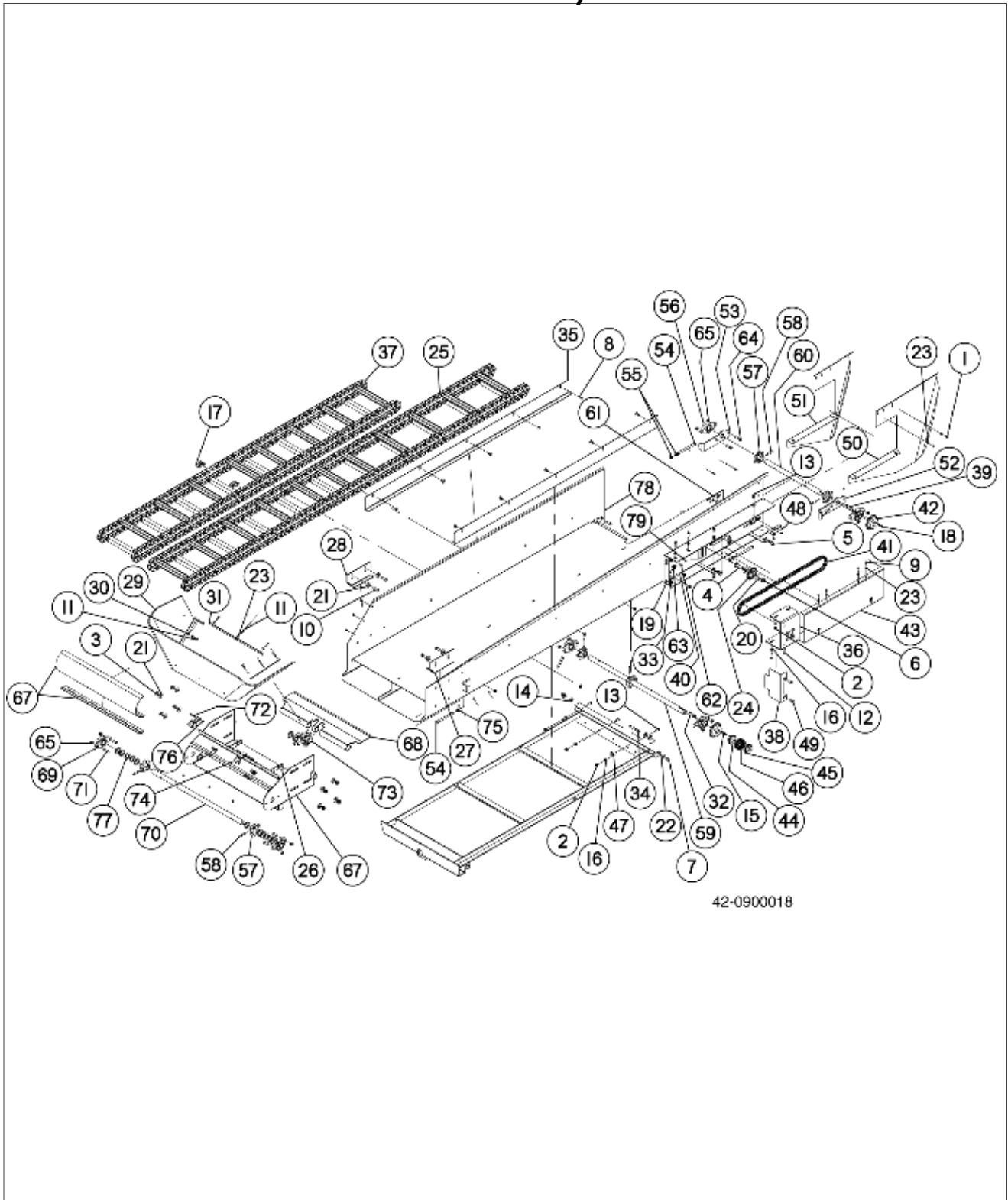
42-0900517

3.02 Hopper Assembly

Item	Part No.	Quantity	Description
1	42.6012018	1	Panel, Hopper Extension, Right Side
2	42.6012011	1	Plate, Face, 86 in.
3	42.6000127	1	Panel, Hopper Extension, Front 7 Ft - G6070 & G6070P Only
	42.0901790	1	Panel, Hopper Extension, Front 6 Ft w/Decals - G6060 & PB6000 Only
4	42.0900062	1	Panel, Sloped, Hopper 7 Ft - G6070 & G6070P Only
	42.0900061	1	Panel, Sloped, Hopper 6 Ft - G6060 & PB6000 Only
5	907234	37	Washer, Flat, 1/4 in. Stainless Steel - G6070 & G6070P Only
	907234	34	Washer, Flat, 1/4 in. Stainless Steel - G6060 & PB6000 Only
6	907270	22	Bolt, Hex, 1/4-20 x 3/4 in. Stainless Steel - G6070 & G6070P Only
	907270	20	Bolt, Hex, 1/4-20 x 3/4 in. Stainless Steel - G6060 & PB6000 Only
7	907389	23	Nut, Hex Lock, 1/4-20 Nylock Stainless Steel - G6070 & G6070P
	907389	21	Nut, Hex Lock, 1/4-20 Nylock Stainless Steel - G6060 & PB6000
8	907614	1	Bolt, Button Hd, 1/4-20 x 1-1/2 in. Stainless Steel

Section 3

3.03 Split Conveyor - G6060, G6070 & G6070P (S/N 42.04939 & Before)



3.03 Split Conveyor - G6060, G6070 & G6070P (S/N 42.04939 & Before)

Item	Part No.	Quantity	Description
1	907784	16	Nut, Hex Flange Lock, 1/4-20 Nylock Yellow Zinc
2	907779	21	Nut, Hex Flange Lock, 3/8-16 Nylock Yellow Zinc
3	907399	8	Nut, Hex Flange Lock, 1/2-13 Nylock
4	906548	1	Bolt, Carriage, Short Neck, 5/8-11 x 2-1/2 in. Gr 5
5	906492	2	Latch
6	906402	1	Nut, Hex Lock, 5/8-11 Nylock
7	905501	1	Grease Zerk, 1/8 in. NPT Female
8	905354	10	Bolt, Carriage, 3/8-16 x 3/4 in. Gr 5 Yellow Zinc
9	903824	7	Bolt, Hex, 1/4-20 x 5/8 in. Gr 5
10	903306	4	Bolt, Hex, 1/2-13 x 1-1/2 in. Gr 5
11	903033	9	Bolt, Hex, 1/4-20 x 1 in. Gr 5 Yellow Zinc
12	902367	4	Bolt, Hex, 3/8-16 x 1-1/4 in. Gr 5
13	902364	6	Bolt, Hex, 3/8-16 x 3/4 in. Gr 5
14	902300	1	Bolt, Hex, 3/8-16 x 1 in. Gr 5 Yellow Zinc
15	901172	1	Key, Square, 1/4 in. x 2 in.
16	901105	12	Washer, Flat, 3/8 in. SAE
17	900709	2	Link, #CA550 Offset
18	900549	1	Key, Square, 1/4 in. x 1-3/4 in.
19	73385562	3	Fitting, grease, 1/8 PTF
20	900498	2	Washer, Flat, 5/8 in.
21	900497	12	Washer, Flat, 1/2 in.
22	900496	3	Washer, Flat, 7/16 in.
23	900493	15	Washer, Flat, 1/4 in. SAE Yellow Zinc
24	900188	1	Sprocket, Idler, 50B17, .643 in. Bore
25	42.6008077	1	Chain, Long w/Weld On Flight
26	42.6008104	2	Bracket, Conveyor Nose Cone
27	42.6008073.9	1	Guide, Conveyor Chain, Top RH
28	42.6008072.9	1	Guide, Conveyor Chain, Top LH
29	42.6008052	1	Skirt, Conveyor, 20 in. x 60 in.
30	42.6008021	2	Strip, Conveyor Skirting, Side
31	42.6008020	1	Strip, Conveyor Skirting, Center
32	42.1502166	2	Whip, Grease, 3/16 in. x 21 in.
33	42.1501611	3	Adaptor, #2 MP x #2 FPS
34	42.1501519	2	Hose, Grease, 3/16 in. x 40 in.
35	42.0900567	2	Hold Down, Conveyor Chain
36	42.0900020	1	Mount, Hydraulic Motor
37	42.0900019	1	Apron, Short, 16 Slat
38	42.0900009	1	Shield, Motor
39	42.0900007	2	Hose, Grease, 3/16 in. x 32 in.
40	42.0900006	2	Hose, Grease, 3/16 in. x 47 in.
41	42.0900005	1	Chain, Roller, #50, 114 Pitches

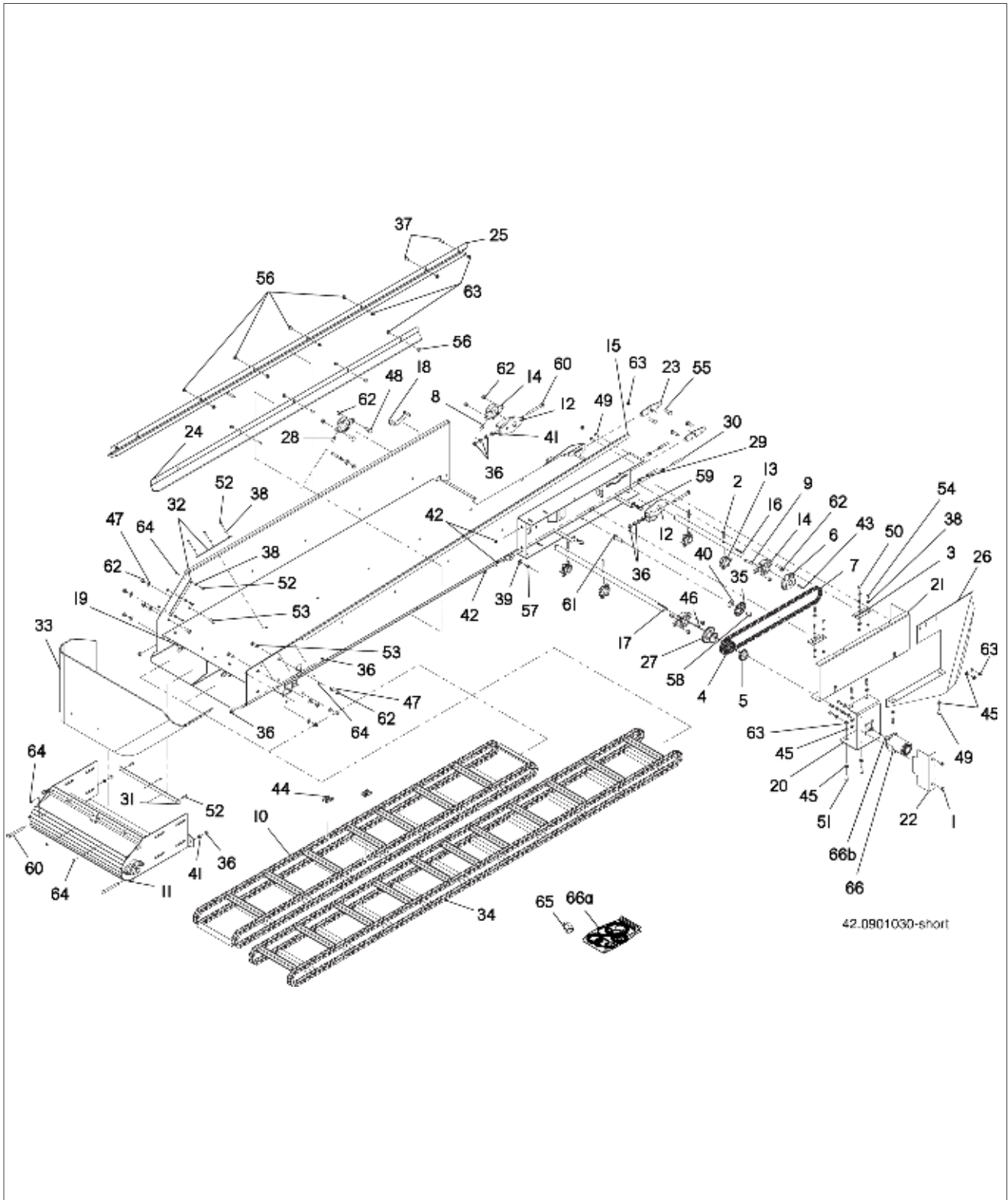
Section 3

3.03 Split Conveyor - G6060, G6070 & G6070P (S/N 42.04939 & Before)

Item	Part No.	Quantity	Description
42	42.0900004	2	Sprocket, 50B20, 1.25 in. Bore
43	42.0000101	1	Shield
44	341077B1	1	Sprocket, 40B16, 1.25 in. Bore
45	303629B1	1	Sprocket, 40B16, 1 in. Bore
46	22.00188	1	Chain, #40-2, 16 Pitches w/ Connector
47	17.00650	4	Clamp, Single, .63 in. ID
48	16.20144.5	2	Hinge, Beater Shield
49	09.71251	2	Bolt, Hex Washer Hd, 3/8-16 x 3/4 in. Gr 5
50	42.0901687	1	Deflector, 2 Stage Conveyor G6070 & G6070P
51	42.0901796	1	Deflector, 2 Stage Conveyor w/Decals G6060
52	42.0900035	1	Adjuster, Bearing LH
53	42.0900034.5	1	Adjuster, Bearing RH
54	907400	4	Bolt, Hex, 1/2-13 x 6 in. Gr 5 Full Thread
55	901763	4	Nut, Jam 1/2-13
56	42.6008088	4	Bearing, 2 Bolt Flange 1-1/4 in.
57	42.1520773	6	Sprocket, N58, 6 Tooth, 1-1/4 in. Bore
58	09.72010	6	Pin, Roll, 3/8 in. x 2 in.
59	42.0900036	1	Shaft, 1-1/4 in. x 36-1/2 in. Drive
60	42.0900037	1	Shaft, 1-1/4 in. x 21 in. Drive
61	42.0900038	2	Plate, Bearing Mount
62	904871	4	Bolt, Hex, 7/16 in. x 1-1/4 in. Gr 5
63	42.0900583	2	Plate, Bearing Mount Welded
64	906243	4	Bolt, Hex, 7/16 in. x 1-3/4 in. Gr 5
65	900972	4	Nut, Hex Center Lock, 7/16-14
67	42.0901262	1	Conveyor Adjuster End Weldment
68	42.6008089	1	Guard, Conveyor Idle Shaft
69	42.6008088	2	Bearing, 2 Bolt Flange, 1-1/4 in.
70	42.0900045	1	Shaft, 1-1/4 in. x 34-1/2 in.
71	904871	4	Bolt, Hex, 7/16-14 x 1-1/4 in. Gr 5
72	907060	2	Bolt, Hex, 1/4-20 x 1-3/4 in. Gr 5
73	42.0901271	4	Sprocket, N58, 6 Tooth, Idle 1-1/4 in. Bore
74	904520	2	Hook, Cover (Rubber)
75	73385559	2	Nut, Hex, 1/2-13
76	907389	2	Nut, Hex Lock, 1/4-20 Nylock Stainless Steel
77	09.70985	14	Washer, Flat, 1-1/4 in. x 1-7/8 in.
78	42.0901263	1	Weldment, Conveyor, Split w/ H Frame (Includes Items 52 thru 64)
79	333532B2	1	Decal: Shield Is Off

This Page Intentionally Left Blank

3.04 Split Conveyor (S/N 42.04940 & After)



3.04 Split Conveyor (S/N 42.04940 & After)

Item	Part No.	Quantity	Description
1	09.71251	2	Bolt, Hex Washer Hd, 3/8-16 x 3/4 in. Gr 5
2	09.72010	4	Pin, Roll, 3/8 in. x 2 in.
3	16.20144.5	2	Hinge, Beater Shield
4	22.00188	1	Chain, #40-2, 16 Pitches w/ Connector
5	303629B1	1	Sprocket, 40B16, 1 in. Bore
6	42.0900004	2	Sprocket, 50B20, 1.25 in. Bore
7	42.0900005	1	Chain, Roller, #50, 114 Pitches
8	42.0900006	1	Hose, Grease, 3/16 in. x 47 in.
9	42.0900007	1	Hose, Grease, 3/16 in. x 32 in.
10	42.0900019	1	Apron, Short, 16 Slat
11	NSS	1	Conveyor Lower Assembly - Not Serviced Separately Refer to Lower Assembly Split Conveyor Page for Parts Breakdown
12	42.0901011	2	Adjuster, Chain
13	42.1520773	4	Sprocket, 6 Tooth 1-1/4 in. Bore
14	42.0901019	4	Bearing, R-Liube, 1-1/4 in. 2 Bolt
15	42.0901768	1	Weldment, Conveyor w/Decals
16	42.0901022	1	Shaft, RH Drive
17	42.0901023	1	Shaft, 1.25 in., LH
18	42.0901035	1	Bracket, Bearing Bolts
19	42.0901037	2	Bracket, w/Bolts, Adjuster
20	42.0901393	1	Mount, Bracket, Drive Motor
21	42.0901394	1	Cover, Drive Chain
22	42.0901397	1	Shield, Motor
23	42.0901402	2	Plate, Bearing Mount
24	42.0901438	1	Hold Down, Conveyor Chain, Short
25	42.0901439	1	Hold Down, Conveyor Chain, Long
26	42.0901796	1	Deflector, 2 Stage Conveyor w/Decal
27	42.0901688	1	Sprocket, DBL
28	42.1501519	1	Hose, Grease, 3/16 in. x 40 in.
29	42.1501611	3	Adaptor, #2 MP x #2 FPS
30	42.1502166	1	Whip, Grease, 3/16 in. x 21 in.
31	42.6008020	1	Strip, Conveyor skirting, Center
32	42.6008021	2	Strip, Conveyor Skirting, Side
33	42.6008052	1	Skirt, Conveyor, 20 in. x 60 in.
34	42.6008077	1	Chain, Conveyor, Long w/Weld On Flight
35	900188	1	Sprocket, Idler, 50B17, .643 in. Bore
36	73385559	12	Nut, Hex, 1/2-13
37	900480	2	Bolt, Carriage, 3/8-16 x 1 in.
38	900493	13	Washer, Flat, 1/4 in. SAE Yellow Zinc
39	900496	3	Washer, Flat, 7/16 in.
40	900498	1	Washer, Flat, 5/8 in.
41	900506	4	Washer, Lock, 1/2 in.

Section 3

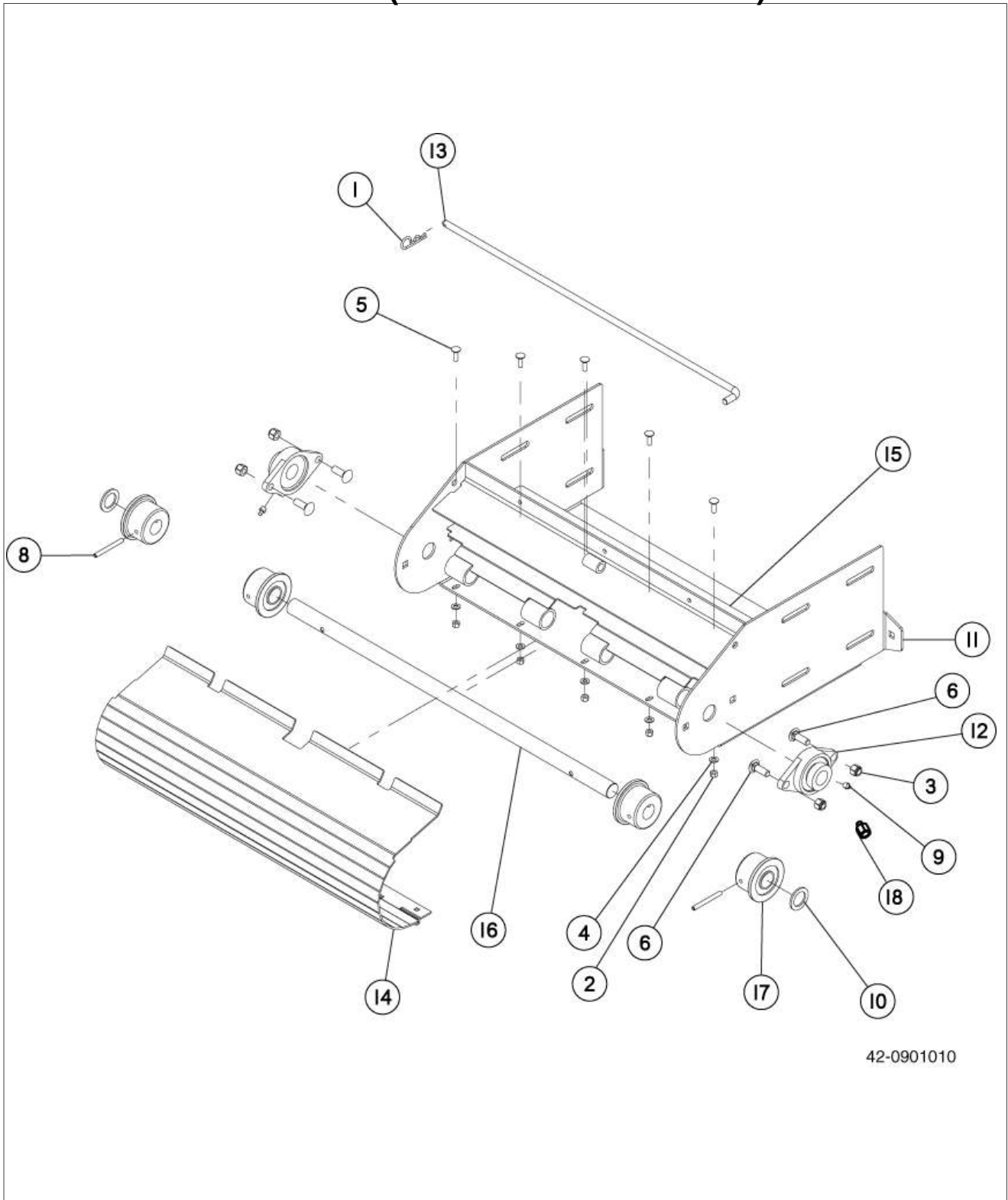
3.04 Split Conveyor (S/N 42.04940 & After)

Item	Part No.	Quantity	Description
42	73385562	3	Fitting, Grease, 1/8 PTF
43	900549	1	Key, Square, 1/4 in. x 1-3/4 in.
44	900709	2	Link, #CA550 Offset
45	901105	18	Washer, Flat, 3/8 in. SAE
46	901172	1	Key, Square, 1/4 in. x 2 in.
47	901937	8	Washer, Flat, 1/2 in.
48	908333	4	Bolt, Carriage, 1/2-13 x 1-1/2 in. Gr 5 Short Neck
49	902300	8	Bolt, Hex, 3/8-16 x 1 in. Gr 5 Yellow Zinc
50	902364	2	Bolt, Hex, 3/8-16 x 3/4 in. Gr 5
51	902367	4	Bolt, Hex, 3/8-16 x 1-1/4 in. Gr 5
52	903033	9	Bolt, Hex, 1/4-20 x 1 in. Gr 5 Yellow Zinc
53	903306	4	Bolt, Hex, 1/2-13 x 1-1/2 in. Gr 5
54	903824	4	Bolt, Hex, 1/4-20 x 5/8 in. Gr 5
55	904744	4	Bolt, Carriage, 1/2-13 x 2 in. Gr 5
56	905354	8	Bolt, Carriage, 3/8-16 x 3/4 in. Gr 5 Yellow Zinc
57	905501	1	Grease Zerk, 1/8 NPT Female
58	906402	1	Nut, Hex Lock, 5/8-11 Nylock
59	906492	2	Latch
60	906537	4	Bolt, Carriage, 1/2-13 x 5 in. Gr 5
61	906548	1	Bolt, Carriage, Short Neck, 5/8-11 x 2-1/2 in. Gr 5
62	907392	16	Nut, Hex Lock, 1/2-13 Nylock Stainless Steel
63	907779	20	Nut, Hex Flange Lock, 3/8-16 Nylock Yellow Zinc
64	907784	13	Nut, Hex Flange Lock, 1/4-20 Nylock Yellow Zinc
65	42.1541519	AR	Adapter (For Bearing With 1/4-28 Thread)
66	42.1541780	1	Motor, Hydraulic, Conveyor
66a	16.21179	AR	Seal Kit
66b	42.0901800	1	Key, Shaft (Hydraulic Motor)

This Page Intentionally Left Blank

Section 3

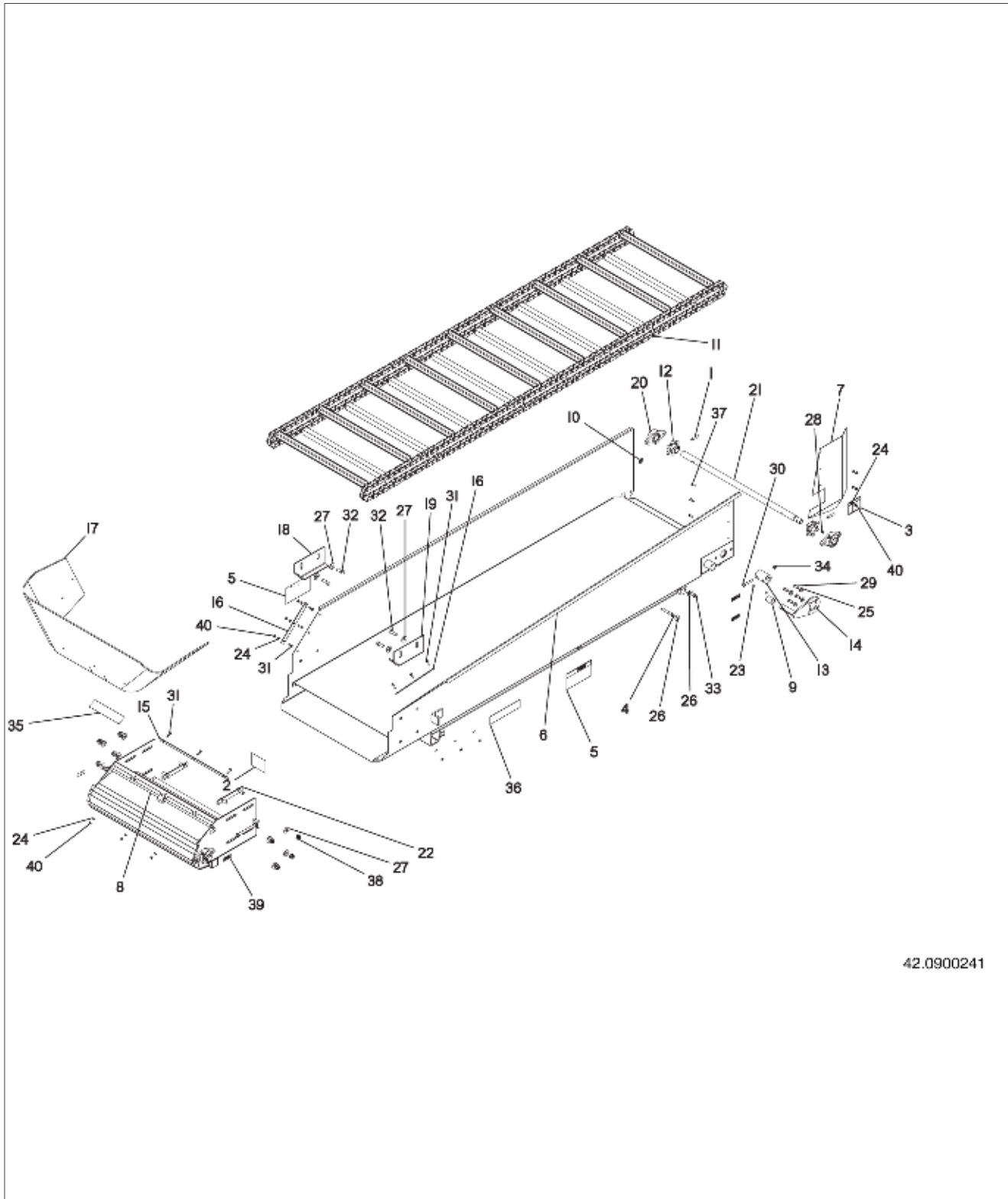
3.05 Lower Assembly, Split Conveyor - G6060, G6070 & G6070P (S/N 42.04940 & After)



3.05 Lower Assembly, Split Conveyor - G6060, G6070 & G6070P (S/N 42.04940 & After)

Item	Part No.	Quantity	Description
1	907472	1	Cotter Pin, Stainless Steel Hair Pin
2	906483	5	Nut, Hex Lock, 5/16-18 Nylock
3	906401	4	Nut, Hex Lock, 1/2-13 Nylock
4	904324	5	Washer, Flat, 5/16 in.
5	903690	5	Bolt, Carriage, 5/16-18 x 1 in. Gr 5
6	908333	4	Bolt, Carriage, 1/2-13 x 1-1/2 in. Gr 5 Short Neck
8	901850	2	Pin, Spring, 5/16 in. x 3 in.
9	73385562	2	Fitting, Grease, 1/8-PTF
10	900512	2	Machine Bushing, 1-1/4 in.
11	42.0901034.9	1	Weldment, Conveyor End Frame
12	42.0901019	2	Bearing, R-Lube, 1-1/4 in. 2 Bolt
13	42.0901009	1	Pin, Conveyor Door Latch
14	42.0901767	1	Clean Out Door w/Decals
15	42.0901003.9	1	Deflector Weldment, Adjustment End
16	42.0901002	1	Shaft, 1-1/4 in. x 34-3/4 in.
17	42.0900987	4	Conveyor Roller, 1.250 in. Bore
18	42.1541519	AR	Adapter (For Bearing With 1/4-28 Thread)

3.06 Single Conveyor

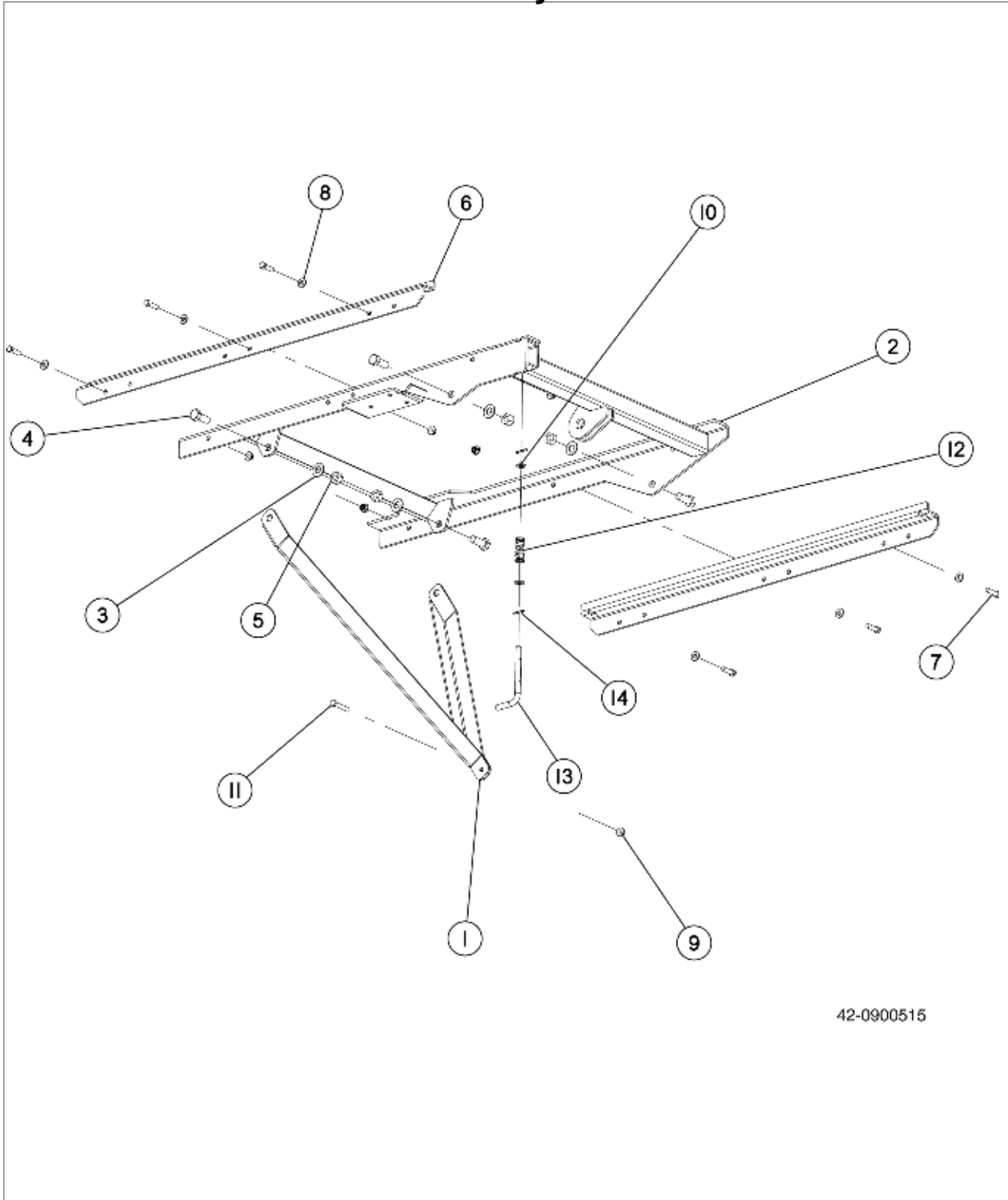


42.0900241

3.06 Single Conveyor

Item	Part No.	Quantity	Description
1	09.72010	2	Pin - Roll 3/8 x 2
2	16.20179	1	Decal - Shield Is Off
3	16.20181	1	Decal - Rotating Parts
4	42.0900006	1	Hose - Grease 3/16 x 47 in.
5	42.0900821	2	Decal - Danger, Conveyor Entanglement
6	42.0901788	1	Shell Asm, Sngl Conv W/hd Frame w/Decals
7	42.0901905	1	Deflector: Single Conveyor
8	42.0901932.9	1	Asm: Single Conveyor End
9	42.1501477	1	Tubing: Vinyl 1-1/4 x 1 Id
10	42.1501611	1	Adaptor - #2mp x #2fps
11	42.1520318	1	Chain - Conv W/weld On Flt Lng
12	42.1520773	2	Sprocket: 6 Tooth 1-1/4 Bore
13	42.6008004.9	1	Coupler, Conveyor Motor
14	42.6008011	1	Mount - Htd Motor 101 Series
15	42.6008020	1	Strip - Conv Skirting Center
16	42.6008021	2	Strip - Conv Skirting Side
17	42.6008052	1	Skirt - Conveyor 20 x 60
18	42.6008072.9	1	Guide - Conveyor Chain Top LH
19	42.6008073.9	1	Guide - Conveyor Chain Top RH
20	42.6008088	2	Bearing - 2 Bolt Flange 1-1/4
21	42.6008092	1	Shaft: Conveyor Drive 1-1/4
22	42.6008104	2	Bracket, Conveyor Nose Cone
23	900444	2	Set Scr. 3/8-16 x 3/8 Hs Cp
24	900493	12	Washer - Flat 1/4 in. SAE Yellow Zinc
25	900495	4	Washer: Flat 3/8 In. Std
26	900496	2	Washer - Flat 7/16 in.
27	900497	12	Washer - Flat 1/2 in. Std
28	73385562	1	Fitting, Grease, 1/8-Ptf
29	902300	4	Hhdbl - G5 3/8x1 in. Yellow Zinc
30	902884	1	Hhdbl, G5 3/8-16 x 2.50
31	903033	9	Hhdbl - G5 1/4 x 1 Yellow Zinc
32	903306	4	Hhblt G 5 1/2-13 x 1.50
33	905501	1	Grz Zerk - 1/8npt Female
34	906400	1	Nut: Hex Nylon Lk 3/8-16
35	907219	1	Decal, Red 2x9 Retroreflective
36	907220	1	Decal, Ylw 2x9 Retroreflective
37	907270	3	Hhdbl, Stainless Steel 1/4-20 x 3/4
38	907399	8	Hhdnut - Nylon Lk 1/2-13 Flange
39	907510	4	Decal - Grease
40	907784	12	Hhdnut - Nyloc Flang 1/4-20 Yellow Zinc

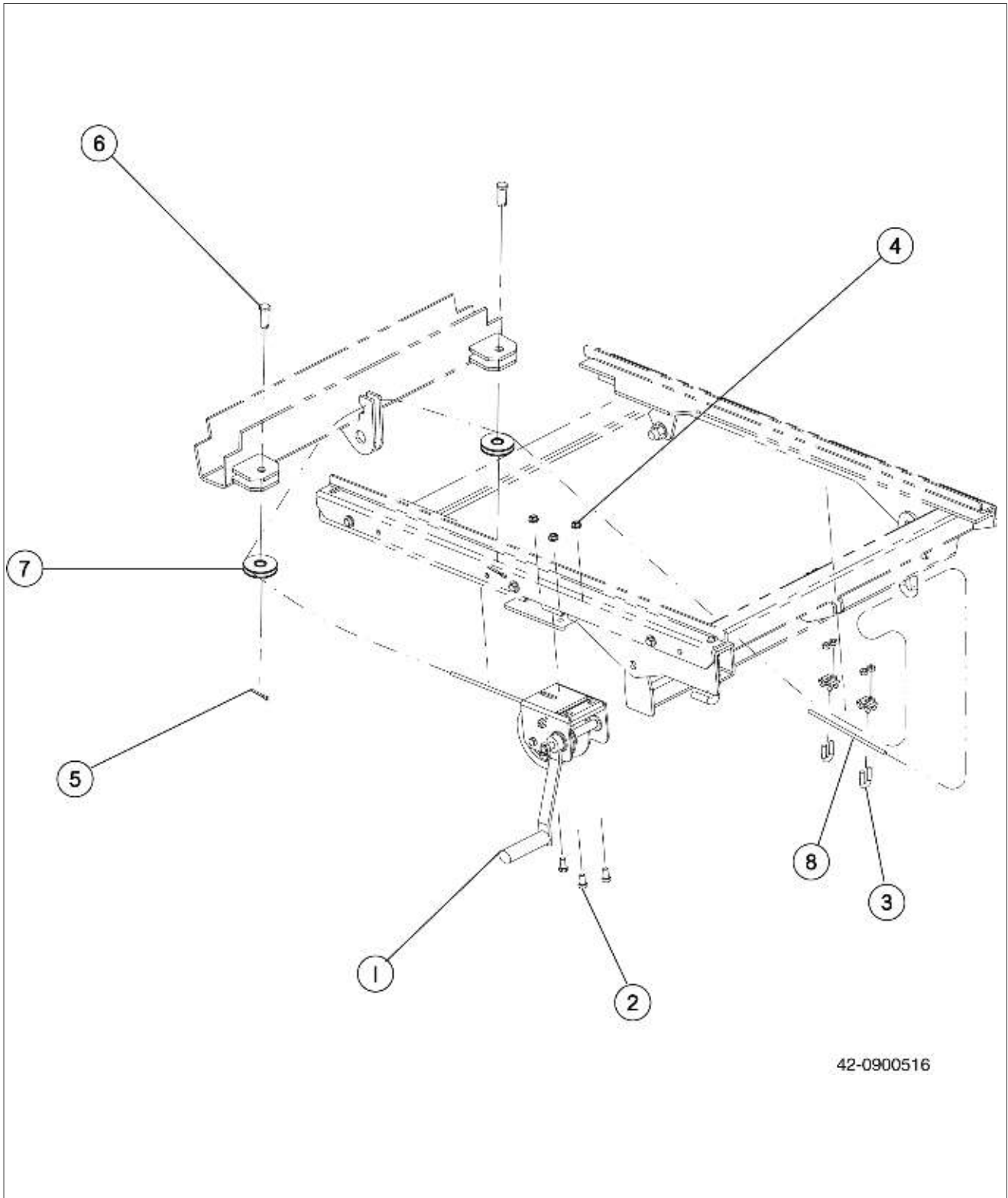
3.07 Conveyor Support/Slide Assembly, Split & Single Conveyor



3.07 Conveyor Support/Slide Assembly, Split & Single Conveyor

Item	Part No.	Quantity	Description
1	42.0901533	1	Stabilizer, Conveyor Angle Adjustment
2	42.0900441	1	Frame, Conveyor Slide
3	904763	4	Washer, Flat, 5/8 in. SAE
4	901619	4	Bolt, Hex, 5/8-11 x 1-1/2 in. Gr 5
5	906402	4	Nut, Hex Lock, 5/8-11 Nylock
6	42.0900484	2	Hold Down, Conveyor
7	902367	6	Bolt, Hex, 3/8-16 x 1-1/4 in. Gr 5
8	901105	6	Washer, Flat, 3/8 in. SAE
9	907779	7	Nut, Hex Nylon Flange Lock, 3/8-16 Yellow Zinc
10	900509	2	Bushing, Machine, 1/2 in. x 14 Ga.
11	901633	1	Bolt, Hex, 3/8-16 x 2 in. Gr 5
12	07.17764	1	Spring, Compression
13	17.00750	1	Pin, Cam Lever
14	904246	2	Pin, Spring, 5/32 in. x 1-1/4 in.

3.08 Conveyor Lift Assembly - Manual

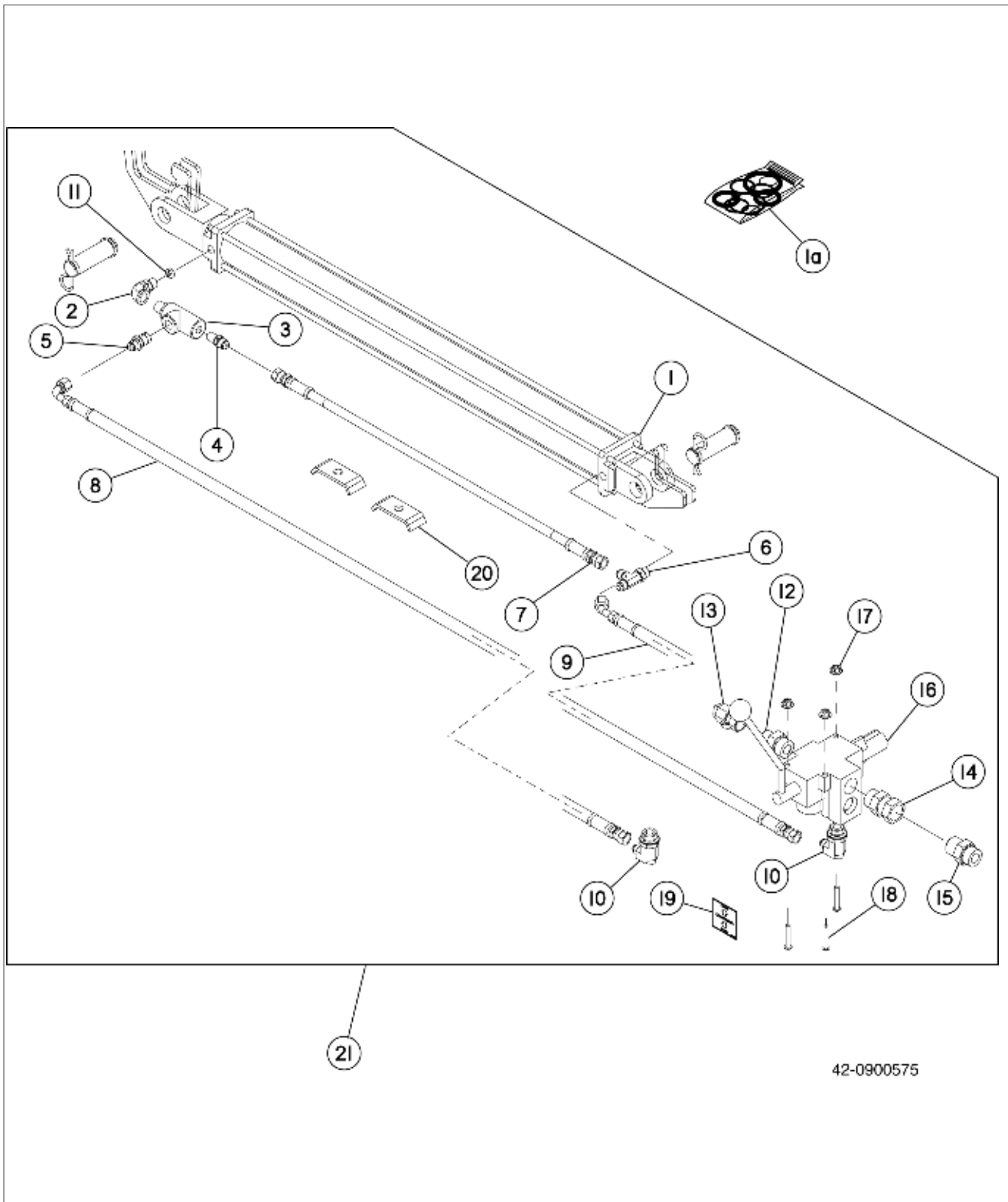


3.08 Conveyor Lift Assembly - Manual

Item	Part No.	Quantity	Description
1	42.0900434	1	Winch, Brake
2	902300	3	Bolt, Hex, 3/8-16 x 1 in. Yellow Zinc
3	900143	2	Clamp, Cable, 1/4 in.
4	903437	3	Nut, Hex Whiz Lock, 3/8-16
5	901292	2	Pin, Cotter, 5/32 in. x 1-1/4 in. Stainless Steel
6	18.00097	2	Pin, Clevis, 5/8 in. x 1-1/2 in. Zinc
7	42.1501279	2	Pulley, 2-1/2 in. OD x 1/4 in. Cable x 5/8 in. ID
8	42.0900554	1	Cable, Conveyor Lift, 1/4 in. x 17 Ft.

Section 3

3.09 Hydraulic Conveyor Lift Kit - G6060, G6070 & G6070P

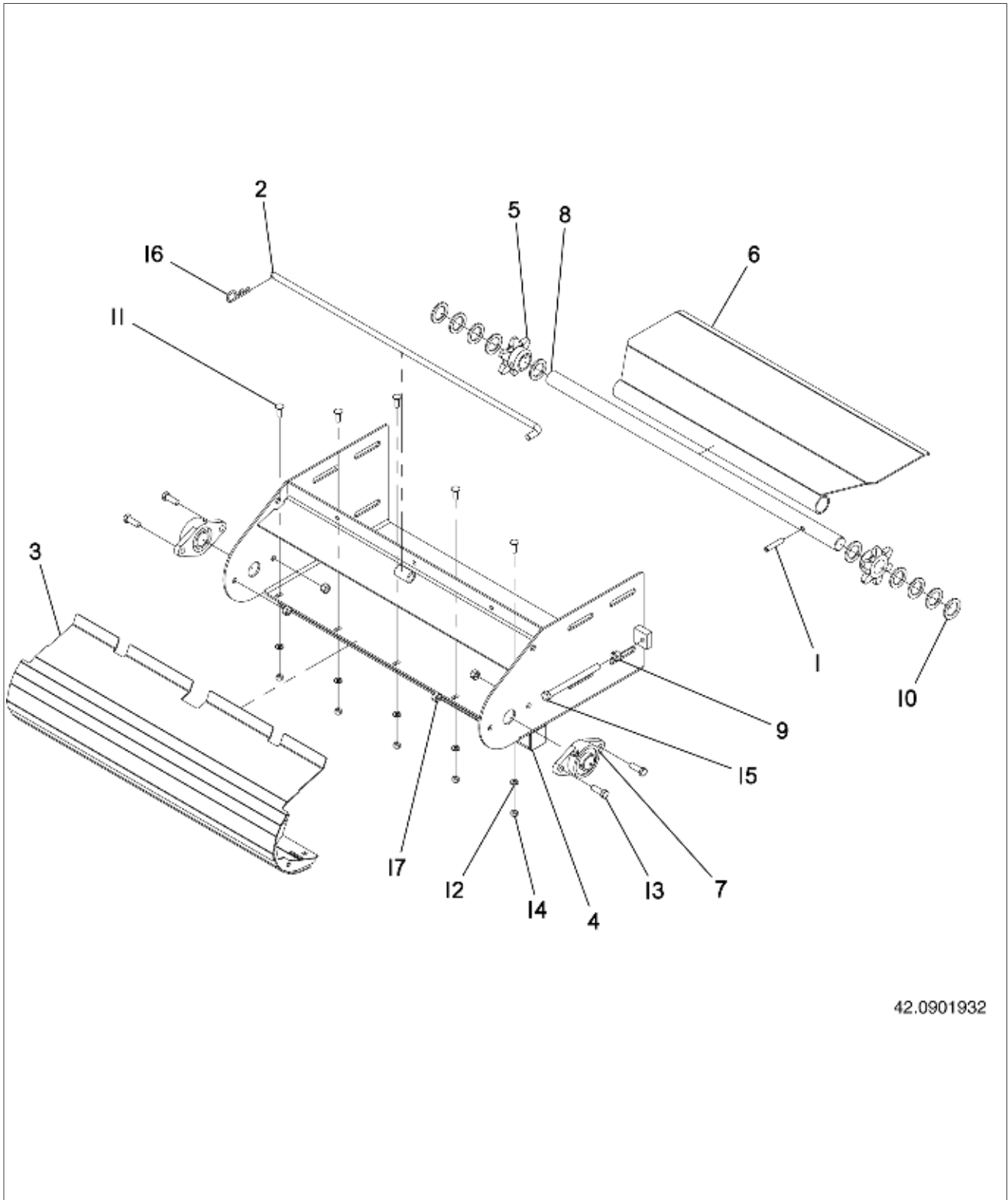


42-0900575

3.09 Hydraulic Conveyor Lift Kit - G6060, G6070 & G6070P

Item	Part No.	Quantity	Description
1	42.0900468	1	Cylinder, Hydraulic, 2 in. x 28 in. x 1-1/8 in.
1a	65.10083	1	Seal Kit, Hydraulic Cylinder
2	907232	1	Elbow, 90° #6 ORB x #6 NPT
3	17.00863.5	1	Valve, Check
4	07.17861	1	Connector, Male, 3/8 in. JIC x 1/4 in. NPT
5	07.17843	1	Connector, Male, JIC - NPT, 3/8 in. x 3/8 in.
6	32.60704	1	Tee, 06 ORB Run x MJIC
7	42.0900569	1	Hose, Hydraulic, 1/4 in. x 26.5 in. 6 x 6 FJIC
8	42.0900570	1	Hose, Hydraulic, 3/8 in. x 72 in. 6 FJIC 90° x 6 FJIC
9	42.0900571	1	Hose, Hydraulic, 3/8 in. x 42 in. 6 FJIC 45° x 6 FJIC
10	907775	2	Elbow, 90° 10 ORB x 6 MJIC
11	21.00516	1	Orifice, -6 Two Way, .049 in. Dia.
12	42.1540551	1	Adapter, 12 ORB x 7/8 in. MJIC
13	32.61133	1	Elbow, 90° 10 MJIC x FJIC
14	32.01956	1	Adapter, 12 ORB x 3/4 in. JIC Swivel
15	09.74127	1	Adapter, 12 ORB x 3/4 in. MJIC
16	42.0900558	1	Valve, Conveyor Lift w/Handle
17	903376	3	Nut, Hex Whiz Lock, 1/4-20
18	907614	3	Bolt, Button Hd, 1/4-20 x 1-1/2 in. Stainless Steel
19	42.0900013	1	Decal, Conveyor Raise/Lower
20	322848B1	2	Clip, Hydraulic Line
21	42.0900575	1	Kit, Hydraulic Conveyor Lift (Consists Of Items 1 & 2 thru 20)

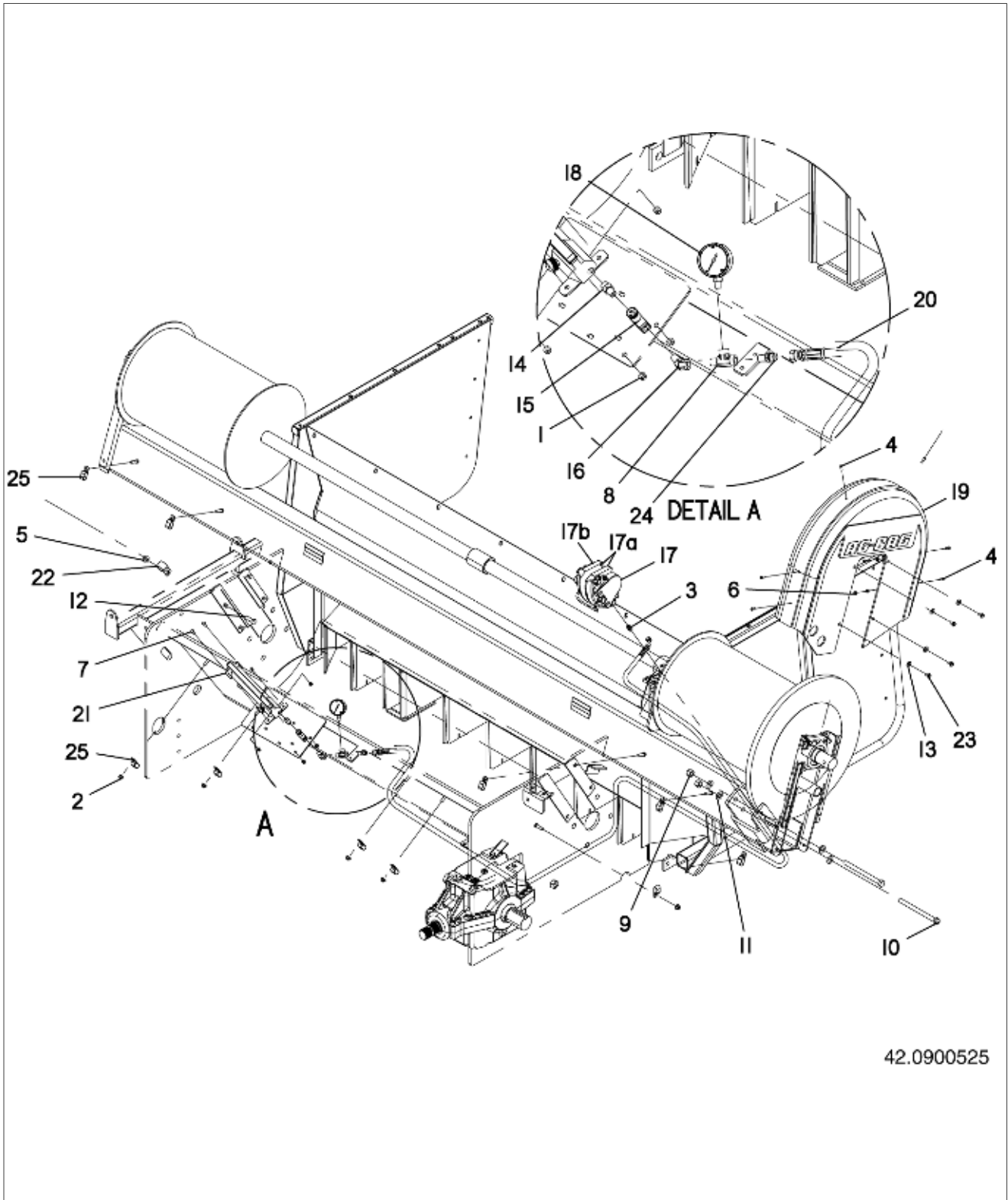
3.10 Assembly: Single Conveyor End



3.10 Assembly: Single Conveyor End

Item	Part No.	Quantity	Description
1	09.72010	1	Pin - Roll 3/8 x 2
2	42.0901009	1	Pin, Conveyor Door Latch
3	42.0901869.9	1	Clean Out Wide Door, Split Conv
4	42.0901931.9	1	End: Wdmt, Single Conveyor
5	42.1520773	2	Sprocket: 6 Tooth 1-1/4 Bore
6	42.6008027.9	1	Guard - Conveyor Tail Shaft
7	42.6008088	2	Bearing - 2 Bolt Flange 1-1/4
8	42.6008093	1	Shaft: Conv Idle 1-1/4 x 34
9	73385559	2	Hhdnut, 1/2-13
10	900512	10	Mach Bshg - 1-1/4
11	903690	5	Carblt G5 5/16-18 x 1 in.
12	904324	5	Washer - Flat 5/16 in.
13	904871	4	Hhdbl, Gr 5, 7/16-14 x 1-1/4
14	906483	5	Hhdnut, 5/16-18 Nylock
15	907400	2	Hhdbl, Gr5 1/2-13 x 6 Full Thrd
16	907472	1	Cotter Pin, Stainless Steel Hairpin
17	908170	4	Nut - 7/16-14 C-Lock Blk

4.01 Brake Assembly - G6060

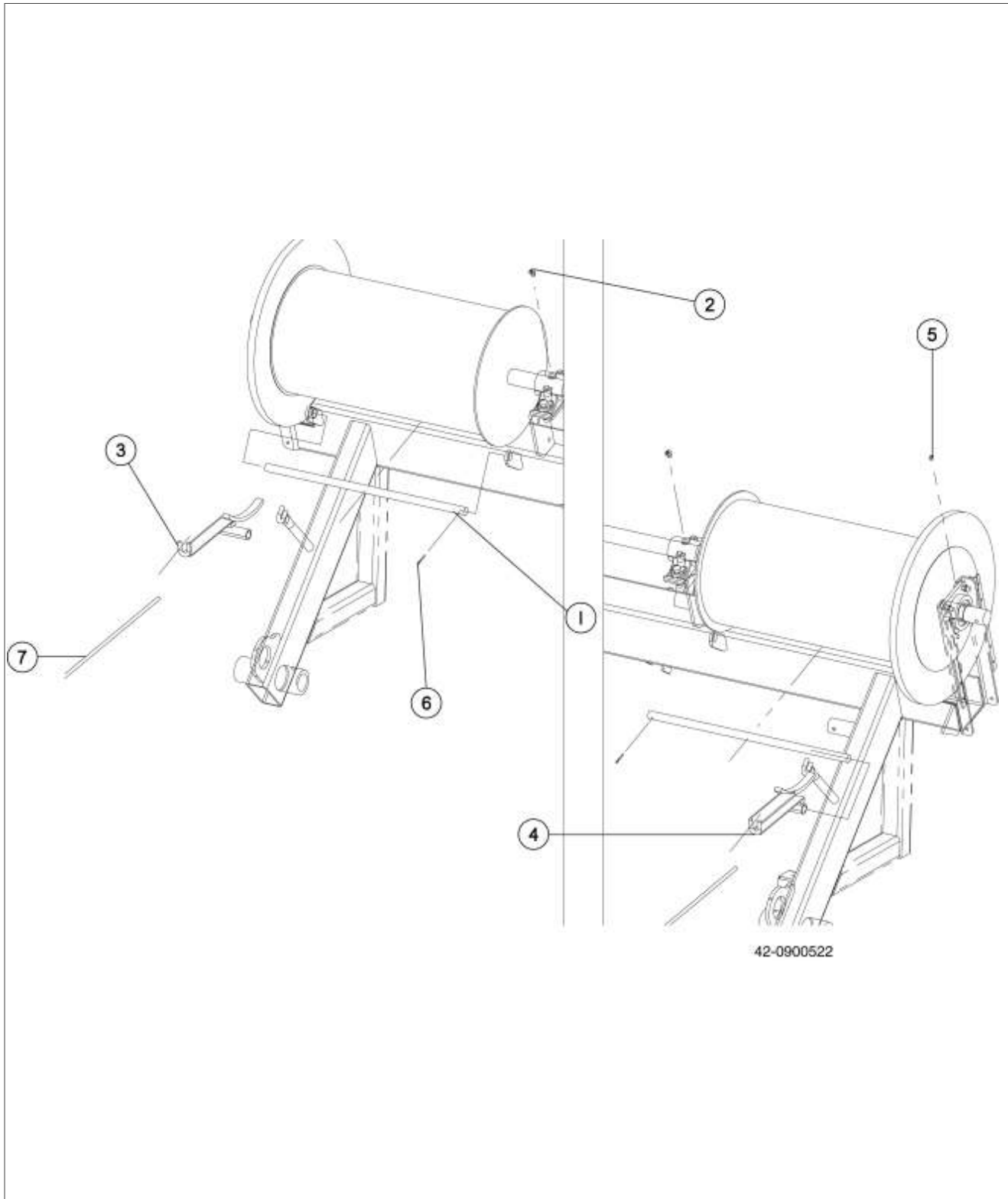


42.0900525

4.01 Brake Assembly - G6060

Item	Part No.	Quantity	Description
1	907784	4	Hhdnut - Nyloc Flang 1/4-20 Yellow Zinc
2	907779	5	Hhdnut - Nylon Lk Flng 3/8-16 Yellow Zinc
3	907695	1	Union -04 ORB-06 MJIC
4	907613	6	Btindhblt, 1/4-20 x 3/4 Stainless Steel
5	907399	1	Hhdnut - Nylon Lk 1/2-13 Flange
6	907389	6	Hhdnut, 1/4-20 Stainless Steel Nylock
7	907270	4	Hhdblt, Stainless Steel 1/4-20 x 3/4
8	907146	1	Tee, 1/4 NPT Male Run
9	906402	2	Hhdnut, 5/8-11 Nylock
10	906392	2	Hhdblt - G5 5/8-11 x 8
11	904763	4	Washer - Flat 5/8 in. SAE
12	903306	1	Hhblt G 5 1/2-13 x 1.50
13	900494	4	Washer, 5/16 Flat
14	42.1542021	1	Adaptor - # 6MO x # 4MP
15	42.1541121	1	Valve - Needle N400s
16	42.1540448	1	Elbow - 45 Street # 4MP x # 4FP
17	42.1501348	1	Brake - Mico
17a	42.1500294	1 Set	Brake Pad
17b	42.1500199	1	Brake Kit, Repair MICO
18	42.1500142	1	Gauge - Liquid Sill 2000 PSI Sm
19	42.0902140	1	Cover - Cable Drum Brake
20	42.0900541	1	Hose - Brake 3/8 x 97
21	42.0900040	1	Pump - Hand 17ci 2000 PSI
22	21.30727	1	Clamp - 1.25 Id Vinyl Coated
23	09.71112	4	Hhdblt - G5 5/16-18 x 3/4 Spec
24	07.17861	1	Conn, Male 3/8 JIC x 1/4 NPT
25	05.73375	10	Clamp - Hose .625 Id Dbl

4.02 Cable/Guide Assembly

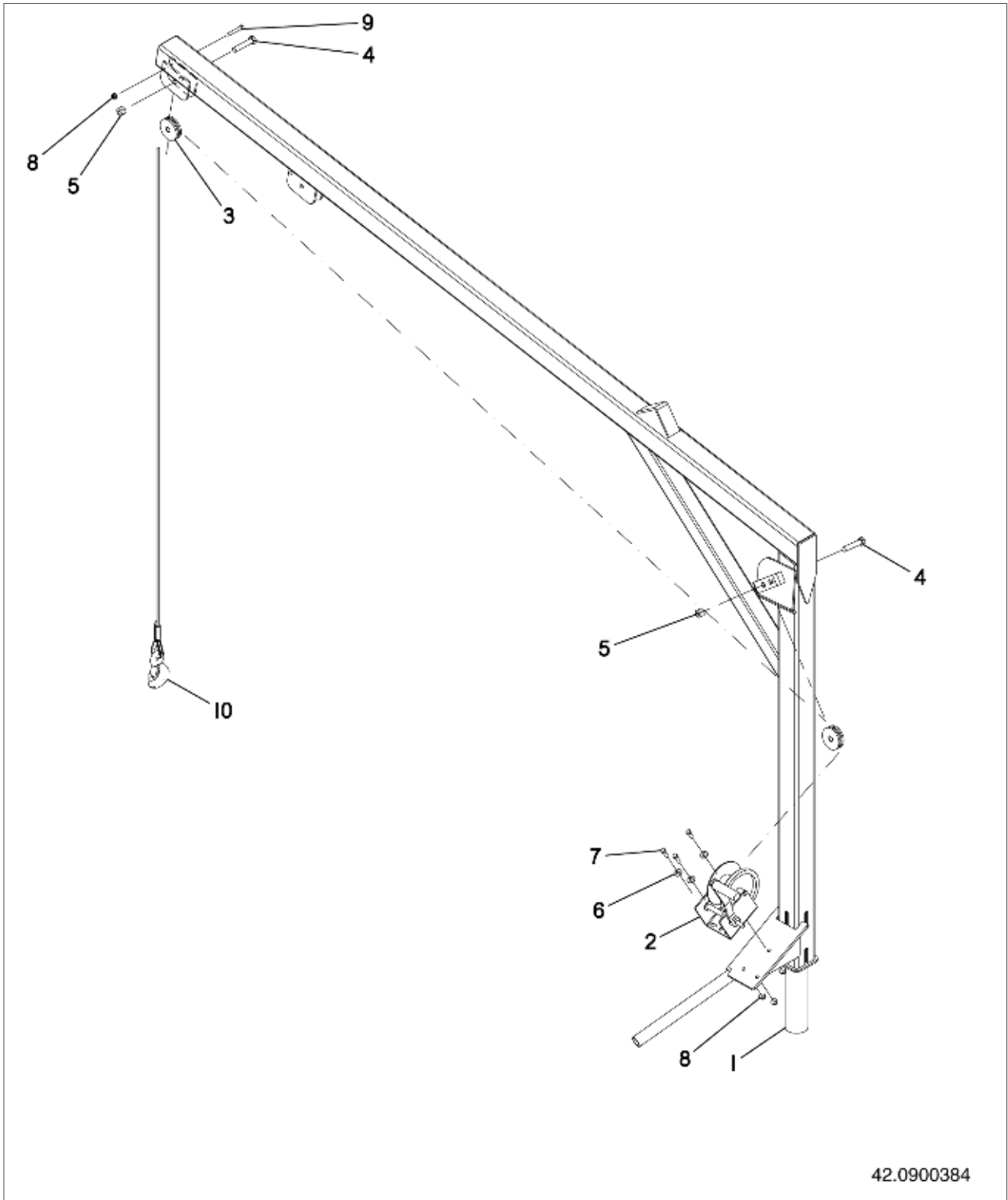


4.02 Cable/Guide Assembly

Item	Part No.	Quantity	Description
1	42.6003018	2	Rod, Cable Rewind, 1 x 29 in. Zinc - G6070 &G6070P Only
	42.1030069	2	Rod, Cable Rewind - G6060
2	905401	2	Zerk, Grease, 1/4-28, 65°
3	42.6003014	1	Guide, Cable Rewind, Right
4	42.6003013	1	Guide, Cable Rewind, Left
5	32.60595	2	Zerk: Grease, 1/8, 90D
6	901292	2	Pin, Cotter, 5/32 x 1-1/4 in. Stainless Steel
7	42.1590066	2	Cable, 7/16 x 245 Ft. - G6070 & G6070P Only
	42.1590065	2	Cable, 7/16 x 195 Ft. G6060 Only

Section 4

4.03 Boom - Bag Assy 8 Ft-10 Ft 6000



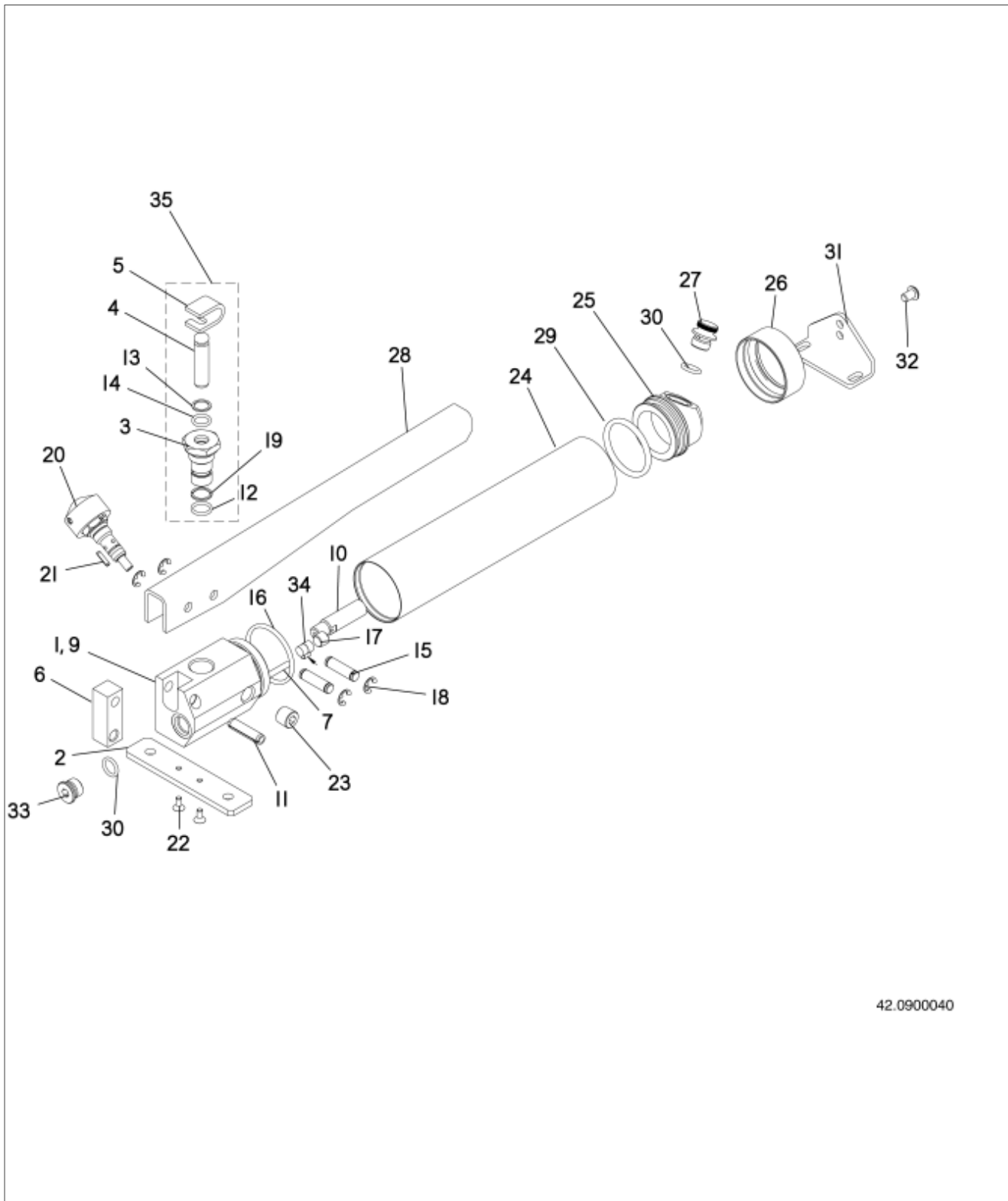
42.0900384

4.03 Boom - Bag Assy 8 Ft-10 Ft 6000

Item	Part No.	Quantity	Description
1	42.0900385	1	Frame - Bag Boom 8 Ft-10 Ft 6000
2	42.0900397	1	Winch - Brake Dlb1500a
3	42.1060036	2	Pulley - Bag Boom 3 in. UHMW
4	903849	2	Hhdbl 5/8-11 x 3 Gr5
5	906402	2	Hhdnut, 5/8-11 Nylock
6	900495	3	Washer: Flat 3/8 In. Std
7	902367	3	Bolt: Hhd G5 3/8x1-1/4 In.
8	907779	4	Hhdnut - Nylon Lk Flng 3/8-16 Yellow Zinc
9	903517	1	Hhdbl, G5 3/8-16 x 2-1/4
10	42.1501691	1	Cable - 1/4 x 30' W/hook

Section 4

4.04 Hand Pump Breakdown

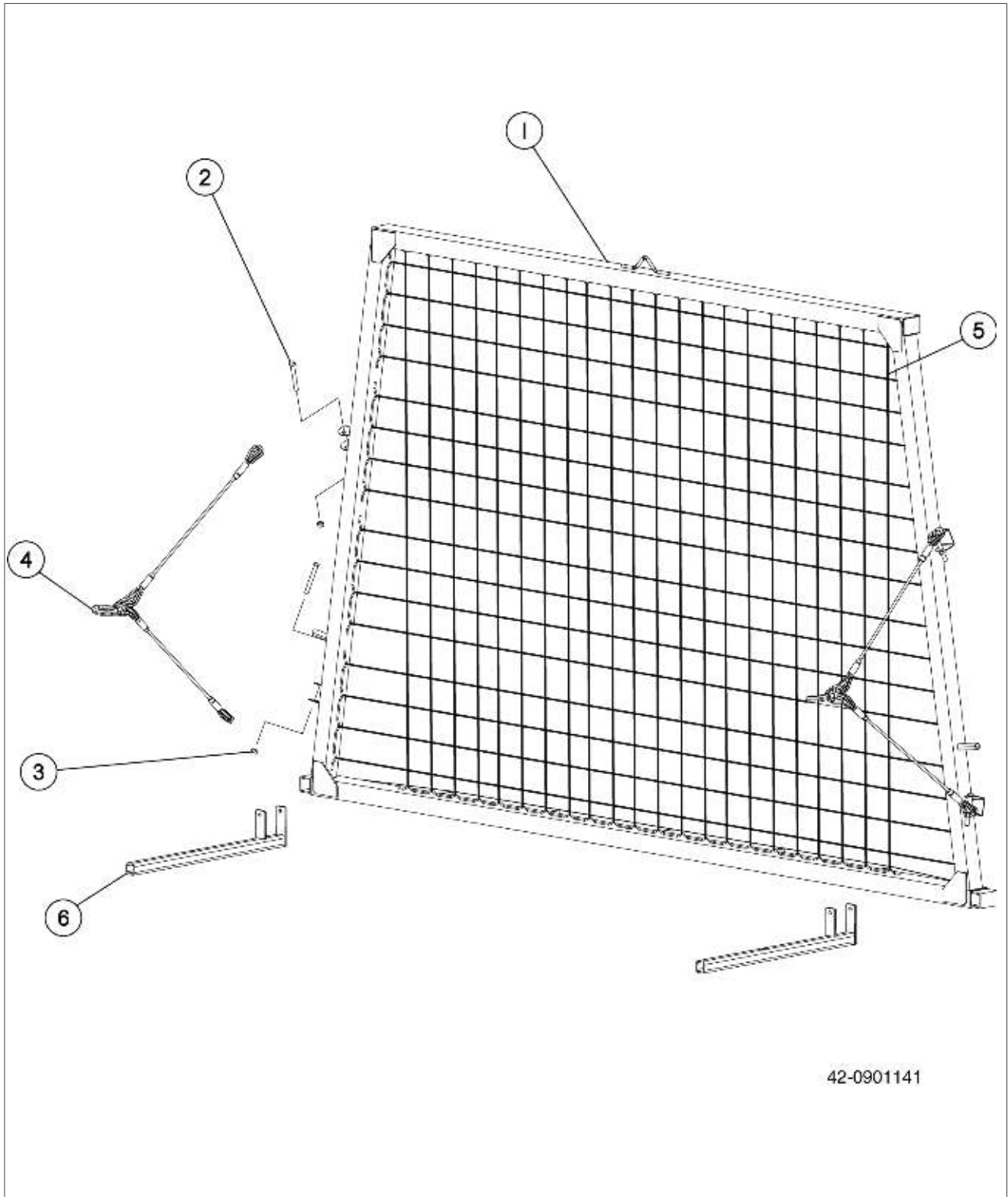


42.0900040

4.04 Hand Pump Breakdown

Item	Part No.	Quantity	Description
4	42.0000646	1	Piston, Dowel machine
5	42.0000647	1	Piston Tab 2
20	42.0000555	2	Release, Current Tools
22	42.0000648	2	SCHCSCR, 0.164-32 x 0.375
27	42.0000654	1	Alum Plug
30	42.0000655	2	O-Ring 906
35	42.0901970	1	Cartridge Assembly (Consists of items 3, 4, 5, 12, 13, 14, 19)

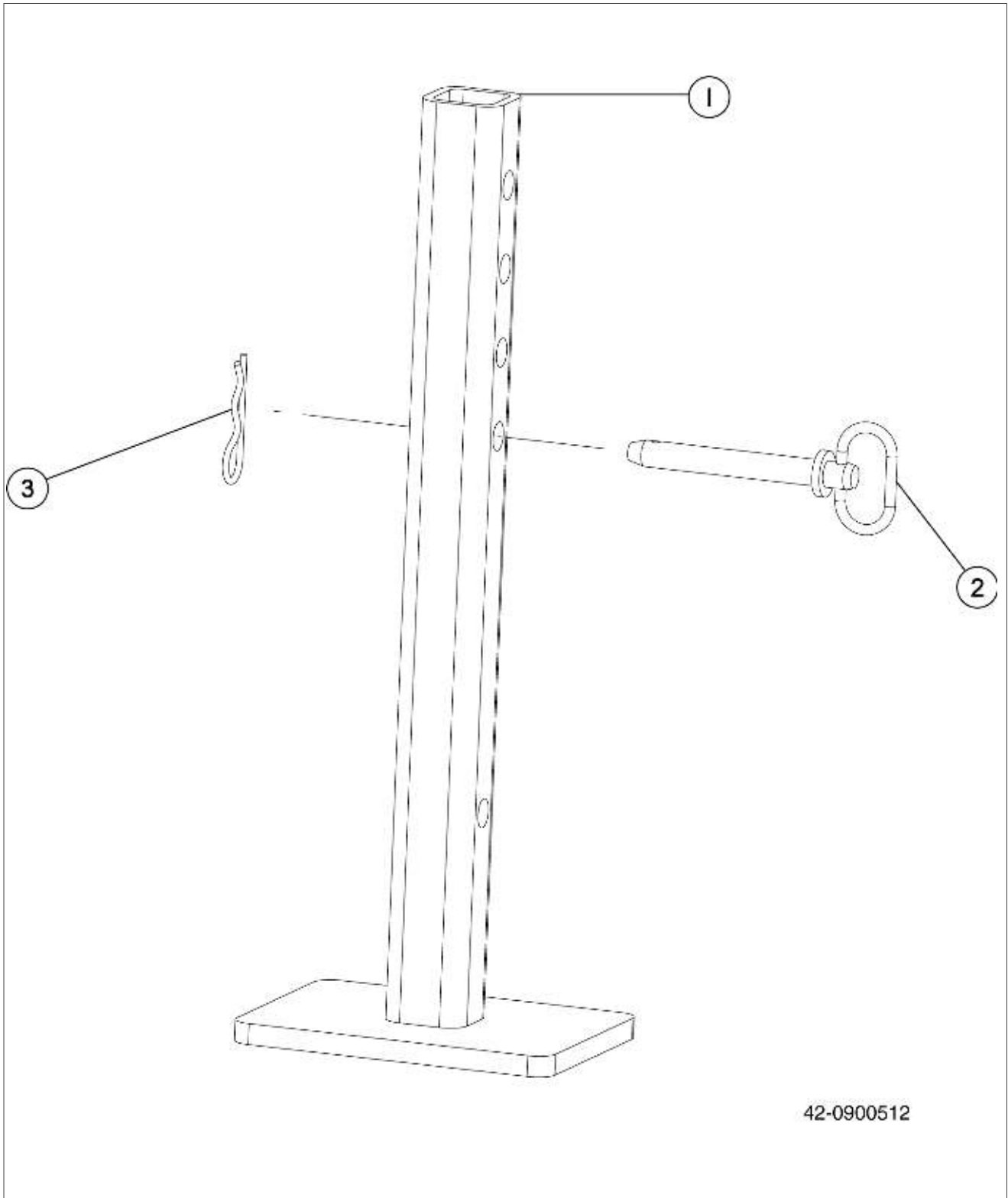
5.01 Backstop, Steel



5.01 Backstop, Steel

Item	Part No.	Quantity	Description
1	42.1090008.8	1	Backstop, 10 Ft - G6070 & G6070P Only
	42.1090014.8	1	Backstop, 8-9 Ft - G6060 & PB6000 Only
2	904217	4	Bolt, Hex, 5/8-11 x 5 in. Gr 5
3	906402	4	Nut, Hex Lock, 5/8-11 Nylock
4	42.1500412	2	Sling, Backstop Cable, 7/16 x 35 in.
5	42.1560006	1	Rope, Backstop, 3/8 x 400 Ft (10 Ft Backstop)
	42.1560005	1	Rope, Backstop, 3/8 x 300 Ft (8-9 Ft Backstop)
6	42.1090026	2	Support, Backstop Transport - Long - G6060, G6070 & G6070P Without Tunnel Extensions Only
	42.6006063	2	Support, Backstop Transport - Long - G6060, G6070 & G6070P With Tunnel Extensions Only

5.02 Jack Stand - G6060, G6070 & G6070P

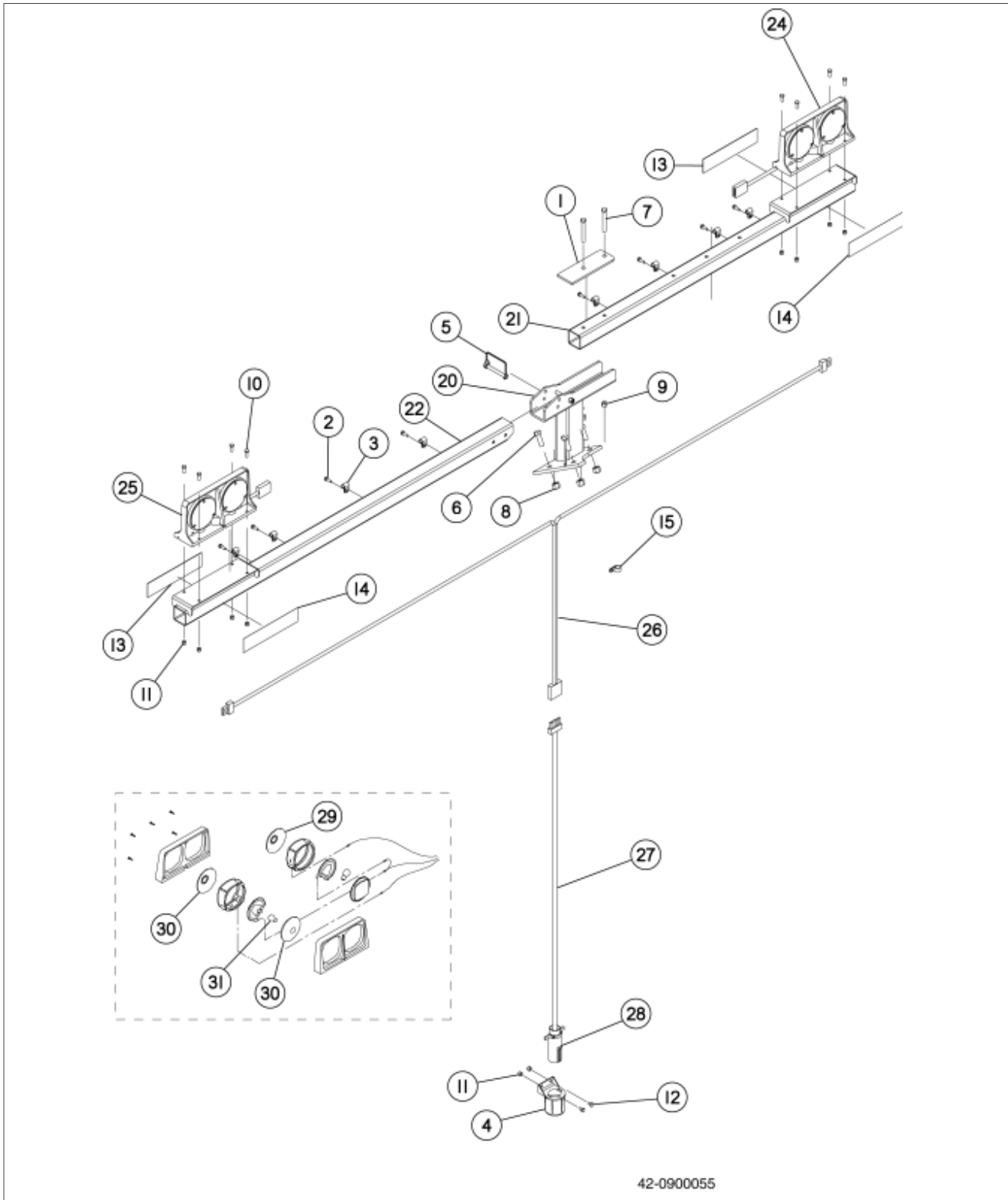


42-0900512

5.02 Jack Stand - G6060, G6070 & G6070P

Item	Part No.	Quantity	Description
1	42.0900549	1	Stand, Jack
2	42.1150171	1	Pin, Hitch, .625 x 4 in.
3	05.73120	1	Pin, Hair, 5/32 x 2-15/16 in. Zinc

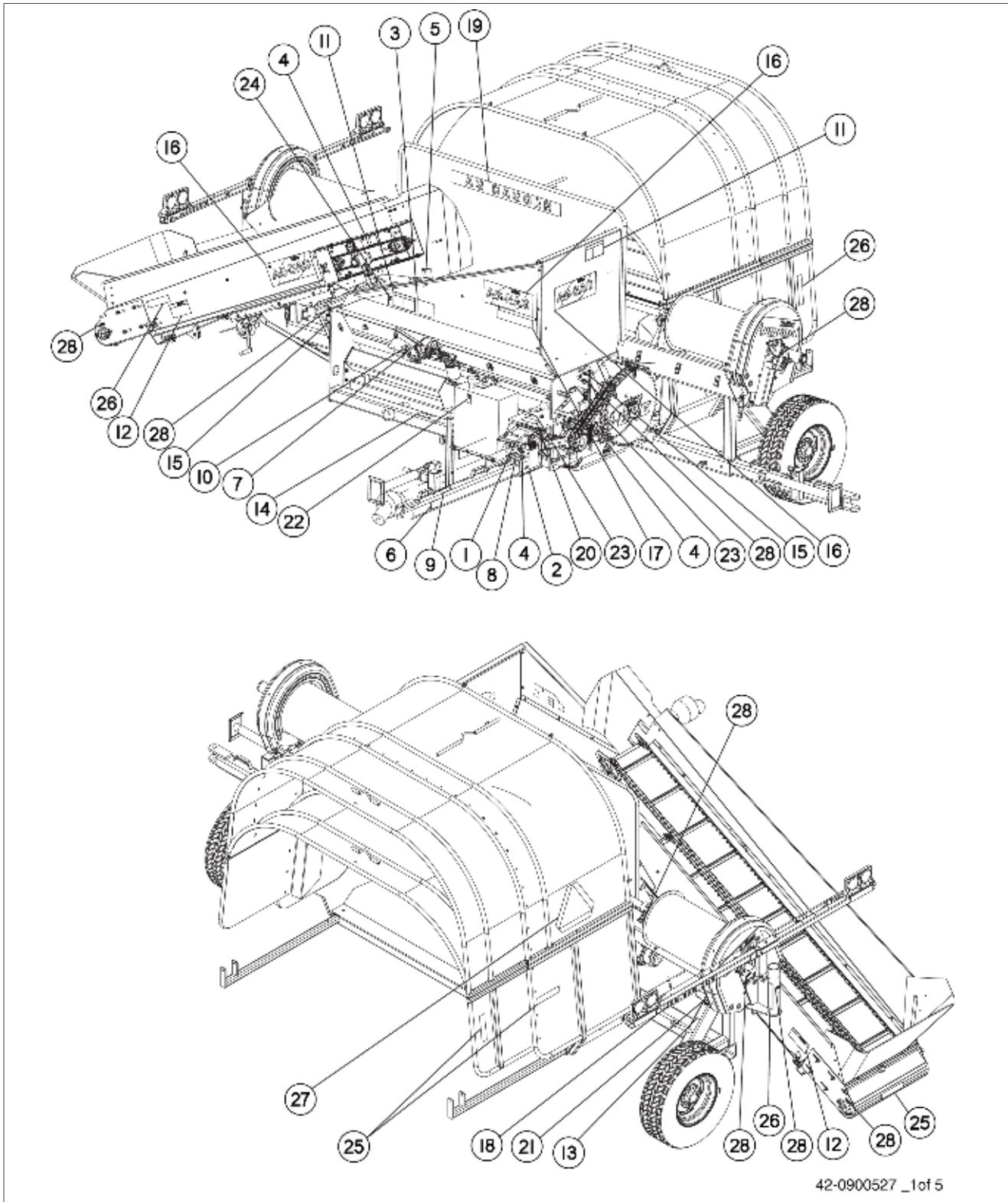
6.01 Transport Lights & Light Stand - G6060, G6070 & G6070P



6.01 Transport Lights & Light Stand - G6060, G6070 & G6070P

Item	Part No.	Quantity	Description
1	42.0900408	1	Bar, Light Tube Cover
2	907348	8	Screw, Hex Hd, 1/4-20 x 3/4 in. Stainless Steel, Thread Cutting
3	904498	8	Clamp: Speed .375 in.
4	16.20165	1	Holder, Plug Storage
5	73385543	1	Pin: Lock, 3/8 x 3
6	903306	3	Bolt, Hex, 1/2-13 x 1-1/2 in. Gr 5
7	904326	3	Bolt: Hex, 3/8-16 x 3-1/4 in. Gr 5 YZ
8	906401	3	Nut, Hex Lock, 1/2-13 Nylock
9	906400	3	Nut, Hex Lock, 3/8-16 Nylock
10	903033	8	Bolt, Hex, 1/4-20 x 1 in. YZ
11	907784	10	Nut: Hex Nyloc Flng, 1/4-20 YZ
12	907270	2	Bolt: Hex, 1/4-20 x 3/4 in. Stainless Steel
13	907220	2	Decal, Yellow Retroreflective 2 x 9 in.
14	907219	2	Decal, Red Retroreflective 2 x 9 in.
15	17.00650	10	Clamp, Single, .63 ID
20	42.0900049	1	Light Stand Weldment
21	42.0900052	1	Light Tube Weldment, Right Side
22	42.0900054	1	Light Tube Weldment, Left Side
24	42.0901918	1	Light, Dual Lamp, Amber/Red, Right Side
25	42.0901919	1	Light, Dual Lamp, Amber/Red, Left Side
26	42.0900461	1	Harness, Lights, Wishbone
27	42.0900460	1	Harness, Lights (Includes Item 28)
28	16.10818	1	Plug, Light Cord (Included In Item 27)
29	42.0901921	2	Lens, Red (Wesbar)
	908187	2	Lens, Red (Command)
30	42.0901920	4	Lens, Amber (Wesbar)
	908188	4	Lens, Amber (Command)
31	21.20917	2	Bulb, #1157
	42.0901922	2	Bulb, 1156 Clear

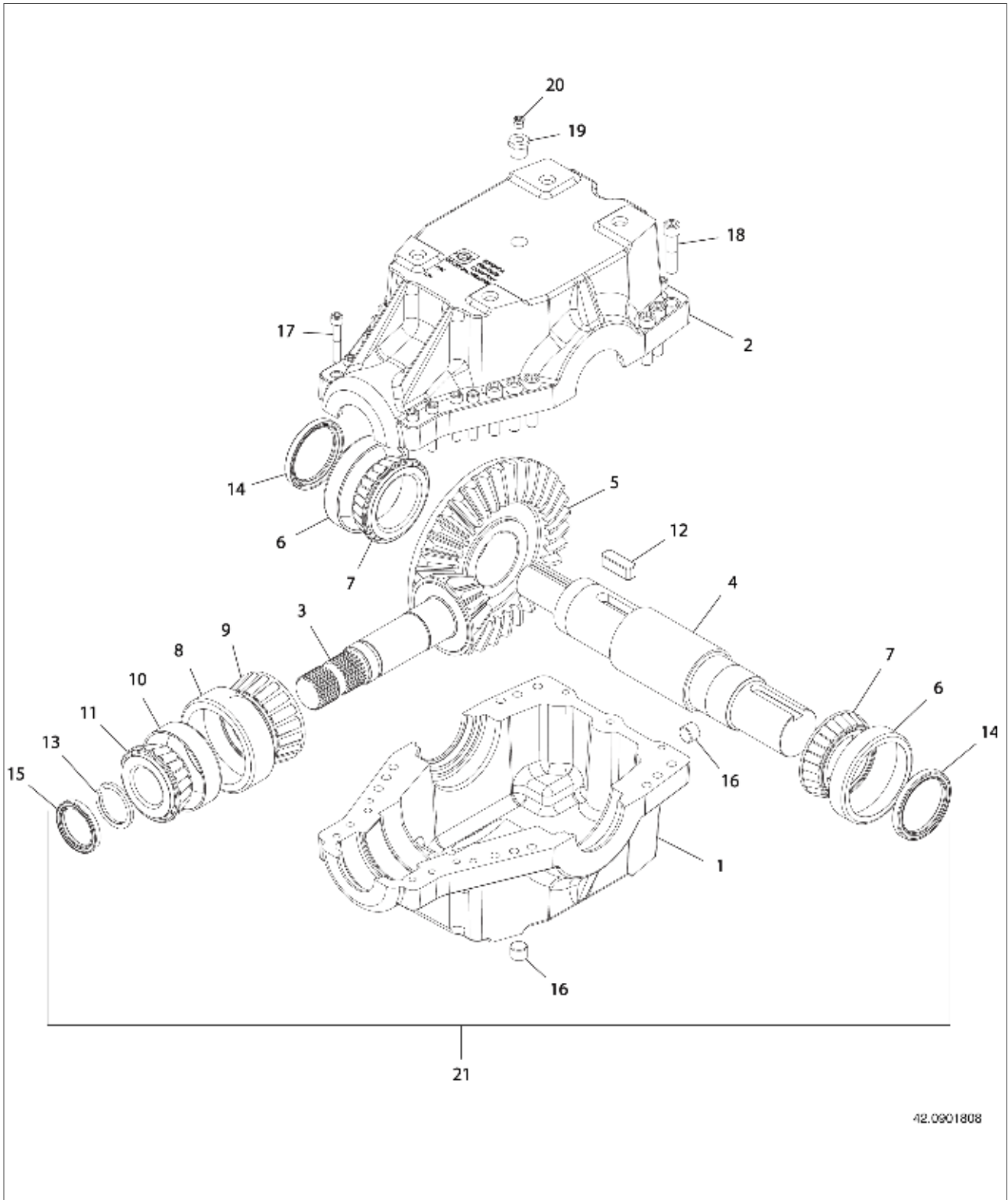
6.02 Safety Signs & Decals - G6060, G6070 & G6070P



6.02 Safety Signs & Decals - G6060, G6070 & G6070P

Item	Part No.	Quantity	Description
1	01.77800	1	Safety Sign, Warning, No Step
2	16.20177	2	Safety Sign, Danger, Rotating Drive Line
3	16.20178	1	Safety Sign, Warning, Before Operating
4	16.20179	3	Safety Sign, Warning, Shield Is Off
5	16.20181	1	Safety Sign, Warning, Rotating Parts
6	17.01155	2	Safety Sign, Warning, Foot Crushing
7	21.09024	1	Safety Sign, Warning, High Pressure Oil
8	16.20179	1	Safety Sign, Warning, Shield Is Off
9	340248B1	1	Safety Sign, Caution 540 RPM (G6060 & G6070)
10	42.0900014	1	Decal, Conveyor/Cable Rewind
11	42.0900820	2	Safety Sign, Danger, Rotor Entanglement
12	42.0900821	2	Safety Sign, Danger, Conveyor Entanglement
13	42.0900822	2	Safety Sign, Warning Cable Entanglement
14	42.0900823	2	Decal, Important, Lug Nuts
15	42.0900837	2	Decal, Grease Rotor Bearing
16	42.0901563	3	Decal, Ag-Bag Logo, 7 x 19 in.
17	42.0901565	1	Decal, G6070 (G6070 & G6070P)
	42.0901564	1	Decal, G6060 (G6060)
18	42.0901566	1	Decal, ag-bag.com, 1.75 x 20 in.
19	42.0901567	1	Decal, Ag-Bagger, 4 x 42 in.
20	42.0901581	1	Decal, 75W-90 Syn Oil
21	42.0901739	2	Decal, Important, Cable Guide Removal
22	42.1530028	1	Decal, Notice, Hydraulic Oil Only
23	42.1530054	2	Decal, Oil Chain
24	42.1530065	1	Decal, Notice, Tractor Neutral
25	907219	3	Decal, Red Retroreflective, 2 x 9 in.
26	907220	4	Decal, Yellow Retroreflective, 2 x 9 in.
27	907225	1	Decal, SMV Emblem
28	907510	11	Decal, Grease

7.01 Gearbox, Dual Output Aluminum

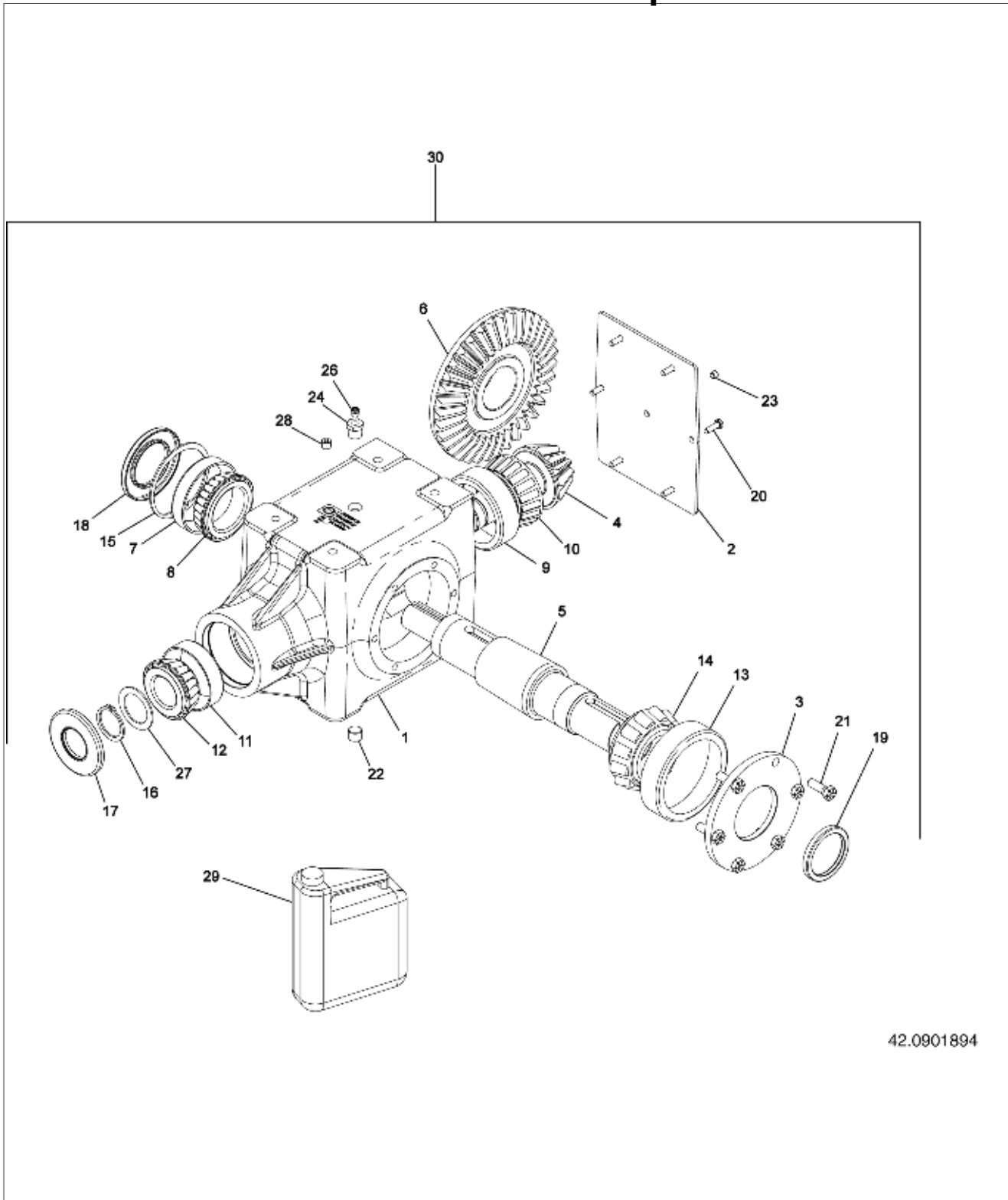


42.0901808

7.01 Gearbox, Dual Output Aluminum

Item	Part No.	Quantity	Description
1	42.0000317	1	Housing, R700 TAP Improved
2	42.0000318	1	Housing, R700 THRU Improved
3	42.1520316	1	Pinion Gear
4	42.1500381	1	Shaft, Cross R700
5	42.1520774	1	Gear
6	42.1510215	2	Bearing Cup, 4.6250 TK #33462
7	44.01604	2	Bearing Cone, 2.750 TK #33275
8	42.1510199	1	Bearing Cup, TK #5535
9	42.1510059	1	Bearing Cone, TK #5565
10	905456	1	Bearing Cup, 4.125 TK #HM807010
11	42.1510060	1	Bearing Cone, TK #HM807044
12	42.0901101	1	Key, 5/8 x 5/8 x 1.845
13	42.1500338	1	Retaining Ring, External, 1.938
14	42.0901875	2	Seal, 2.750 - 3.500 x .375 Viton
15	42.0901876	1	Seal, 1.937 - 2.623 x .312 Viton
16	903096	2	Plug, 1/2-14 NPT, Socket Head
17	906385	11	Bolt, SHCS, 3/8-16 x 2-1/4 in.
18	907896	12	Bolt, SHCS, 1/2-13 x 2-1/4 in. Gr 8
19	904768	1	Bushing, 1/2 NPT To 1/8 NPT
20	42.1541774	1	Plug, Vent, 1/8-27 NPT, 5 psi
21	42.0901808	1	Gearbox, Dual Output - Aluminum (as long as available) after inventory is used up, order 42.0902132

7.01.1 Gearbox, Dual Output Large Bearings Cast Iron w/Bolt On End Cap

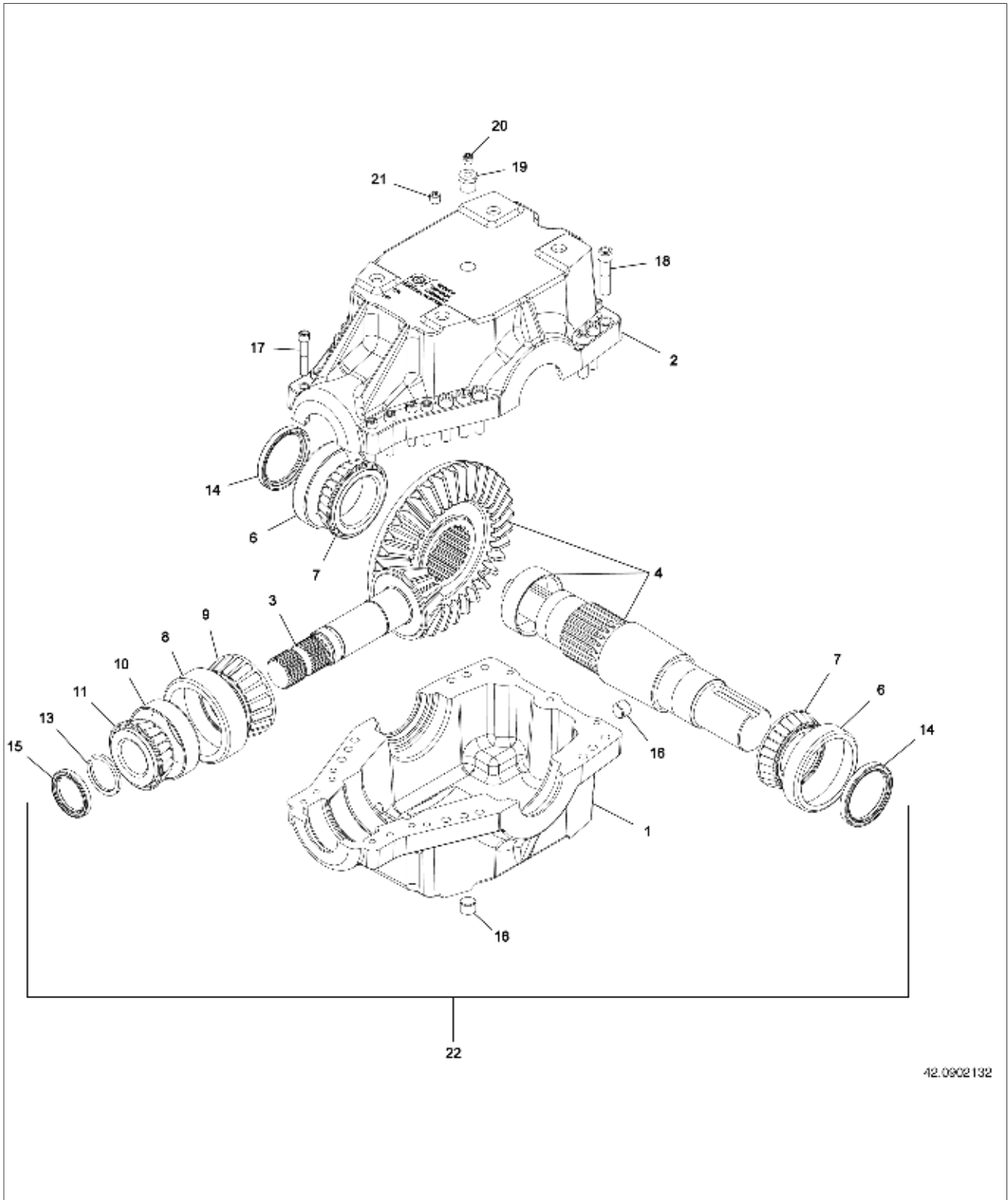


42.0901894

7.01.1 Gearbox, Dual Output Large Bearings Cast Iron w/Bolt On End Cap

Item	Part No.	Quantity	Description
1	42.0901941	1	Hsg, Main Mach R70C
2	42.0901885	1	Plate, Cover R70C 1/8 NPT
3	42.0901942	1	End Cap, Output, Mach
4	42.0902147	1	Shaft: Gear Pinion
5	42.0902146	1	Asm: Gearbox Shaft
6	42.1520774	1	Gear, 700 Series
7	42.0901910	1	Brg, Cup TK#33461 4.625
8	44.01604	1	Brg, Cone TK#33275 2.750
9	42.1510199	1	Brg, Cup TK# 5535 4.8125
10	42.1510059	1	Brg, Cone TK#5565 2.000
11	905456	1	Brg, Cup TK#HM807010 4.125
12	42.1510060	1	Brg, Cone TK#HM807044 1.9375
13	42.0901944	1	Brg, Cup TK#742 5.909
14	42.0901945	1	Brg, Cone TK#745A 2.750
15	42.0901887	2	Retaining Ring, Int 4.625 Bore
16	42.0901888	1	Retaining Ring, Ext 1.938 Shft
17	42.0901878	1	Seal, 1.936-4.25-.375 (V)
18	42.0901877	1	Seal, 2.65-4.63-.42 (V)
19	42.0901882	1	Seal, 2.65-3.51-.38 (V)
20	42.0901889	6	Bolt, 5/16-18 x 1.00 HHCS Gr8
21	903306	6	Bolt, 1/2-13 x 1.5 Hex Yellow
22	903096	1	Plug, 1/2-14 NPT SCHD w/3M
23	42.0901890	1	Plug, 1/8-27 NPT SCHD w/3M
24	904768	1	Bushing, 1/2 NPT To 1/8 NPT
26	42.1541774	1	Plug, 1/8-27 NPT Vent 5 PSI
27	42.0901891	1	Spacer, Pinion R70C
28	42.0901946	1	Plug, 1/4-18 NPT SCHD w/3M
29	344405B1	175 oz	Lube/Shc 75W90 Synth
30	42.0901894	1	Gearbox Complete

7.02 Gearbox, Dbl Output Aluminum Hi Temp



42.0902132

7.02 Gearbox, Dbl Output Aluminum Hi Temp

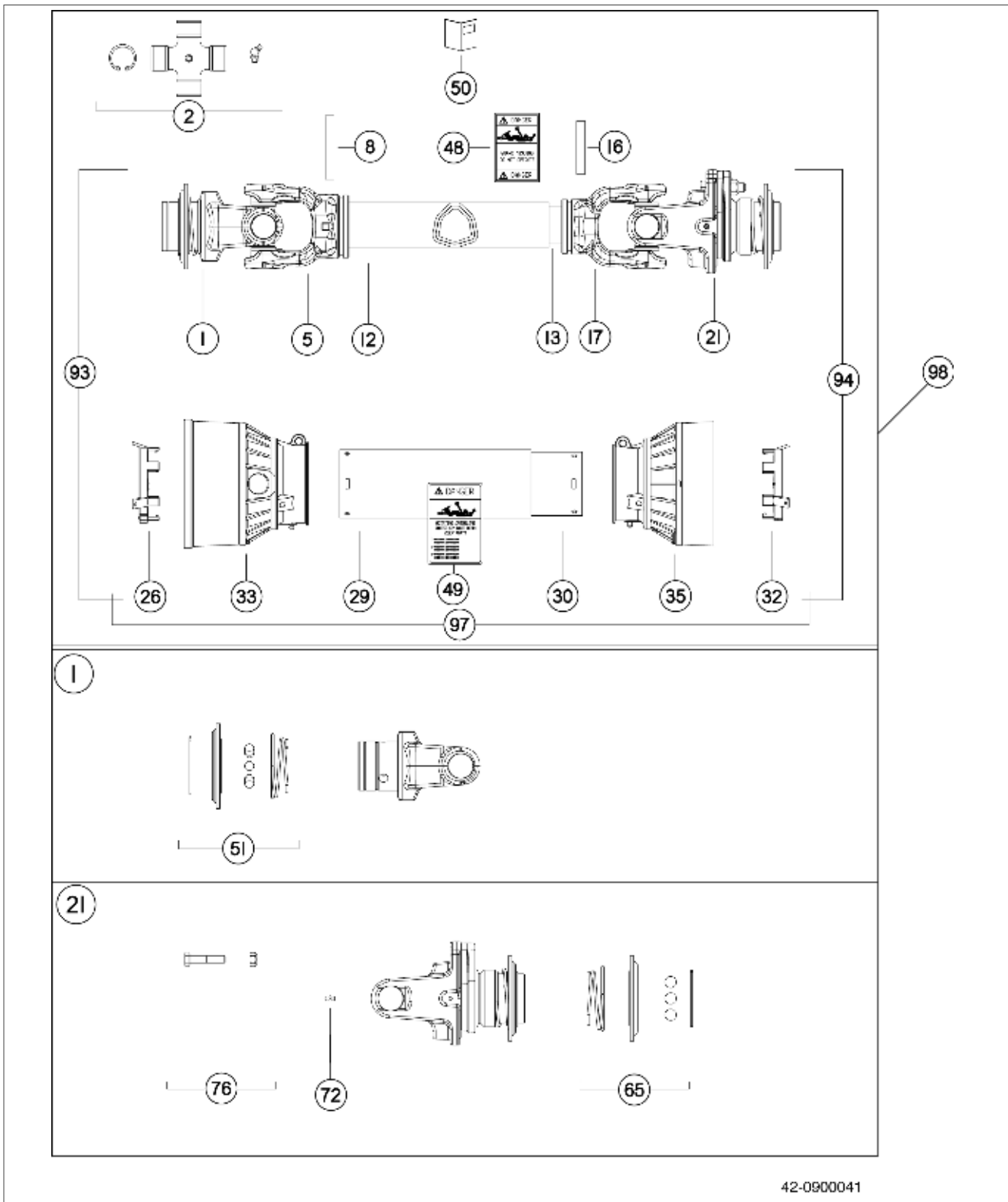
Item	Part No.	Quantity	Description
1	42.0000317	1	Housing, R700 TAP Improved
2	42.0000318	1	Housing, R700 THRU Improved
3	42.0902133	1	Gear, 12T Pinion, 27T
4	42.0902144	1	Asm: Shaft
6	42.1510215	2	Bearing Cup, 4.6250 TK #33462
7	44.01604	2	Bearing Cone, 2.750 TK #33275
8	42.1510199	1	Bearing Cup, TK #5535
9	42.1510059	1	Bearing Cone, TK #5565
10	905456	1	Bearing Cup, 4.125 TK #HM807010
11	42.1510060	1	Bearing Cone, TK #HM807044
13	42.1500338	1	Retaining Ring, External, 1.938
14	42.0901875	2	Seal, 2.750 - 3.500 x .375 Viton
15	42.0901876	1	Seal, 1.937 - 2.623 x .312 Viton
16	903096	2	Plug, 1/2-14 NPT, Socket Head
17	906385	11	Bolt, SHCS, 3/8-16 x 2-1/4 in.
18	907896	12	Bolt, SHCS, 1/2-13 x 2-1/4 in. Gr 8
19	904768	1	Bushing, 1/2 NPT To 1/8 NPT
20	42.1541774	1	Plug, Vent, 1/8-27 NPT, 5 psi
21	901196	1	Plug, 1/4-18 NPT
22	42.0902132	1	Gearbox, Complete

8.01 PTO Transport Kit - G6060 & G6070

Item	Part No.	Quantity	Description
1	42.0900427	1	Weldment, PTO Transport, Bolt On
2	42.0900457	1	PTO Cradle, Bolt On w/ Trim
2a	11.80534	1.2 Ft	Trim, Black Vinyl, .250 - .500 (Order per Foot)
3	904336	4	Bolt, Carriage, 3/8-16 x 1-1/2 in.
4	901105	3	Washer, Flat, 3/8 in. SAE
5	902367	3	Bolt, Hex, 3/8-16 x 1-1/4 in. Gr 5
6	903437	7	Nut, Hex Whiz Lock, 3/8-16
7	42.0900559	1	Lock, PTO Cradle
8	900494	2	Washer, Flat, 5/16 in.
9	904464	2	Bolt, Hex, 5/16-18 x 1-1/4 in. Gr 5 Yellow Zinc
10	907625	2	Nut, Hex Lock, Nylon Flange, 5/16-18 Blk Zinc
11	42.0900458	1	Kit, PTO Transport (Includes Items 1 thru 10)

Section 8

8.02 PTO Shaft - PB6000 & (G6060 up to 2009 Production)

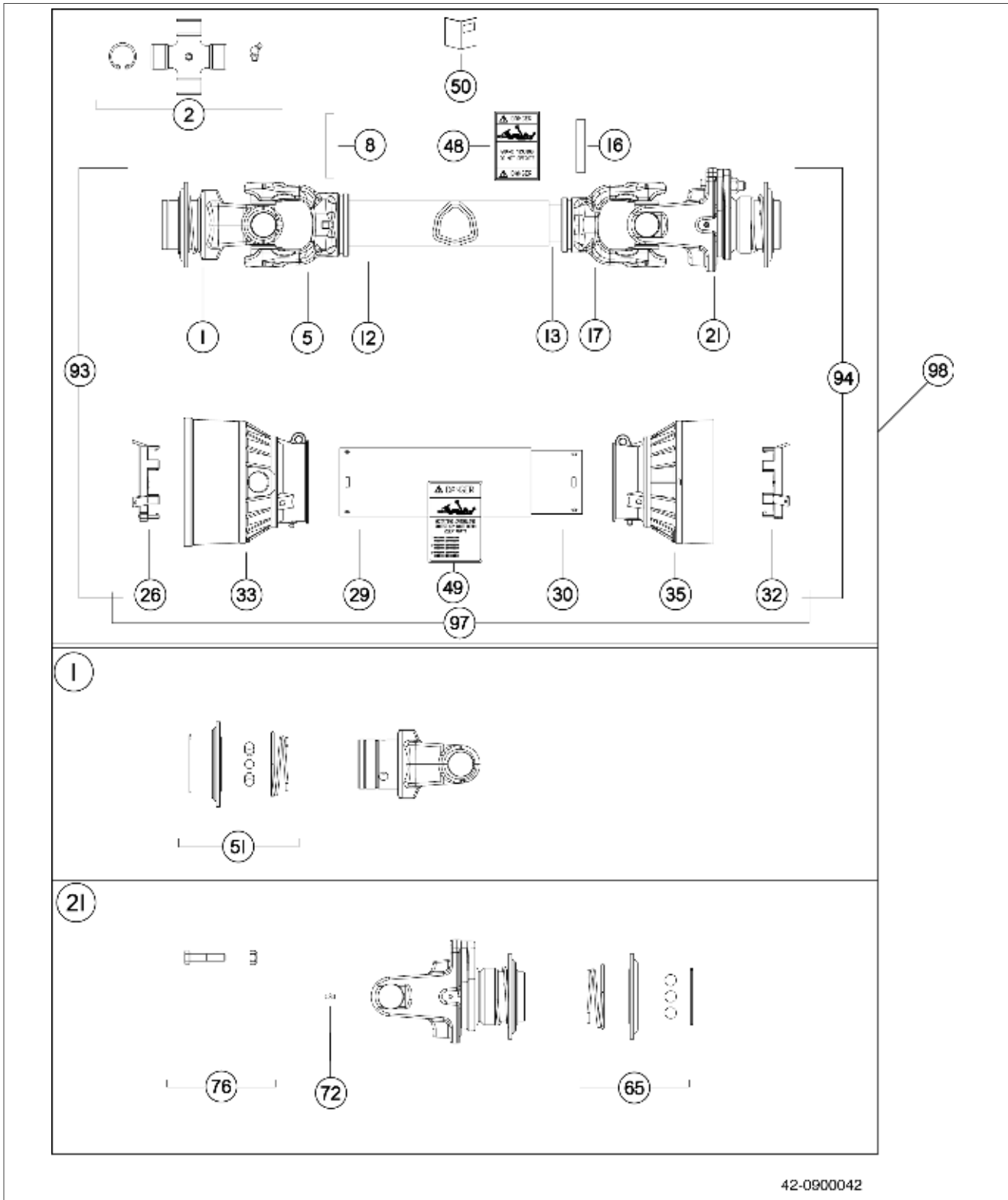


8.02 PTO Shaft - PB6000 & (G6060 up to 2009 Production)

Item	Part No.	Quantity	Description
1	42.0901553	1	Yoke, #6/S7, 1-3/8 in. Z6 Ball
2	42.1500875	2	Cross Kit, #6, 30.2 x 91.4
5	42.1501636	1	Yoke
8	42.1501853	1	Flexible Roll Pin, #6/7 Outer, 10 x 75mm
12	42.0901555	1	Tube
13	42.0901556	1	Tube, CARDAN #6 Inner
16	42.1520749	1	Flexible Roll Pin, #6/7 Inner, 10 x 65mm
17	42.1501858	1	Yoke, #6 Inner Tube
21	42.0900043	1	Yoke, Ball Shear #6, 1-3/4 in. 27QD
26	42.1501047	1	Shield Support, #6-7 Outer 6G502
29	NSS	1	Safety Tube (Not Serviced Separately)
30	NSS	1	Safety Tube (Not Serviced Separately)
32	42.1501048	1	Shield Support, #6-7 Inner 6G602
33	NSS	1	I.Cone, Shield Cone, #5-6-7 Inner (Not Serviced Separately)
35	NSS	1	I.Cone, Shield Cone, #5-6-7 Inner (Not Serviced Separately)
48	331639B2	1	Danger Label, Outer Drive Tube
49	329594B2	1	Danger/Shield Label
50	NSS	1	Instruction Booklet (Not Serviced)
51	42.0901557	1	Kit, Ball Collar, 1-3/8 in. #6
65	42.0000692	1	Kit, RT Ball Collar S5/S9, 1-3/4 in.
72	NSS	1	Grease Fitting, M6 x 1 Straight (Not Serviced Separately)
76	42.0900156	1	Screws, Bolt-Nut M10 x 50mm CL8.8
91	NSS	1	Half Shaft, Uncleared (Not Serviced Separately)
92	NSS	1	Half Shaft, Uncleared (Not Serviced Separately)
93	NSS	1	Half Shaft, Cleared (Not Serviced Separately)
94	NSS	1	Half Shaft, Cleared (Not Serviced Separately)
95	NSS	1	Half Shield Kit (Not Serviced Separately)
96	NSS	1	Half Shield Kit (Not Serviced Separately)
97	42.0901558	1	Complete Shield Kit
98	42.0000041	1	PTO Shaft, Complete

Section 8

8.03 PTO Shaft - G6070 & (G6060 2009 Production & After)

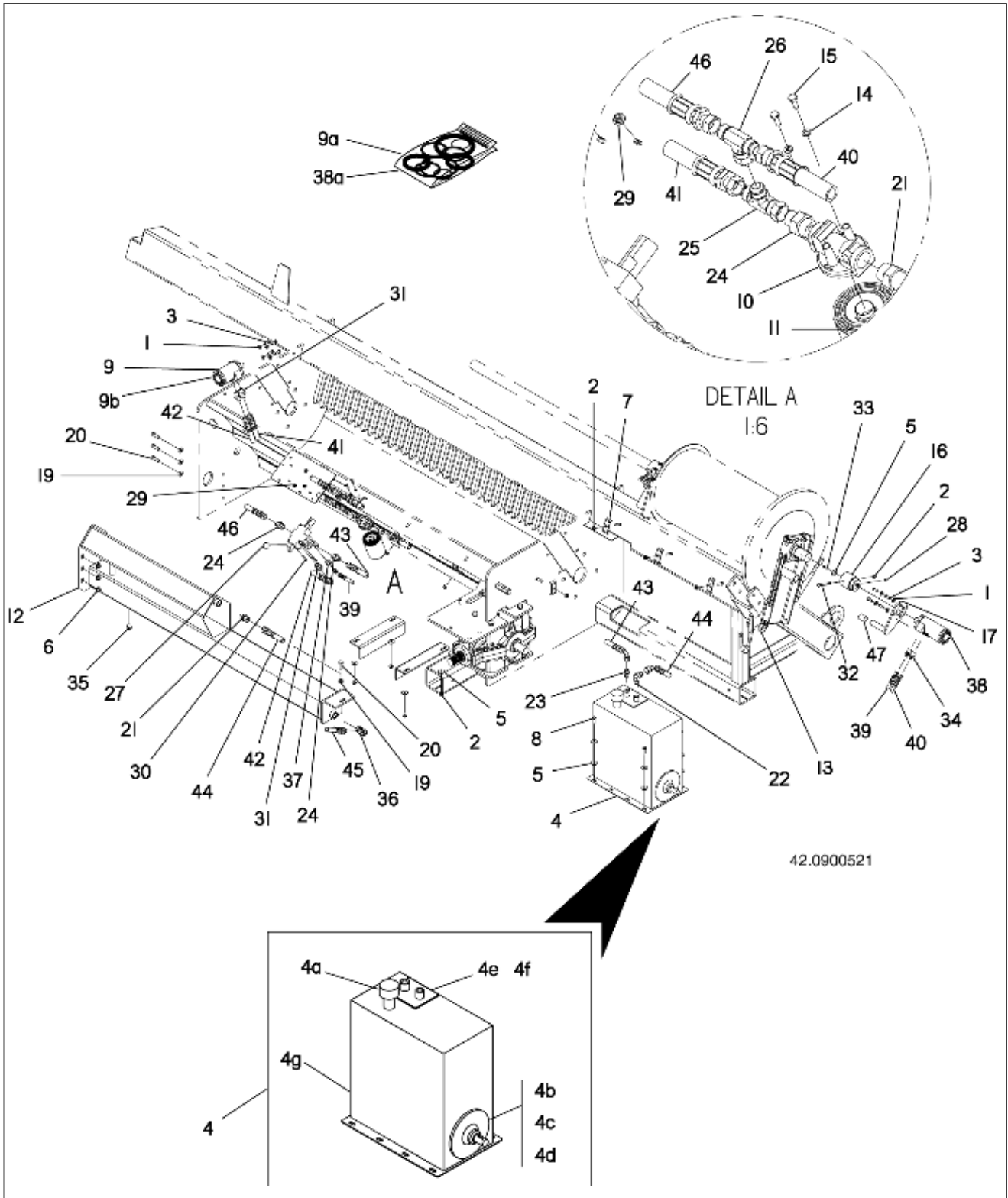


42-0900042

8.03 PTO Shaft - G6070 & (G6060 2009 Production & After)

Item	Part No.	Quantity	Description
1	42.0900112	1	Yoke, #8/S9, 1-3/8 in. Z6 Ball
2	42.1501790	2	Cross Kit, #8, 35 x 106
5	42.1501637	1	Yoke, #8 Outer Tube
8	42.0900123	1	Flexible Roll Pin, #8/9 Outer, 12 x 90mm
12	42.0901559	1	CARDAN Tube
13	42.0901560	1	Tube, CARDAN #8 Inner
16	42.0900124	1	Flexible Roll Pin, #8/9 Inner, 12 x 75mm
17	42.1501638	1	Yoke, #8 Inner Tube
21	42.0900044	1	Yoke, Ball Shear #8, 1-3/4 in. 27QD
26	42.0900121	1	Shield Support, #8-9-10 Outer 8G502
29	NSS	1	Safety Tube (Not Serviced Separately)
30	NSS	1	Safety Tube (Not Serviced Separately)
32	42.0900122	1	Shield Support, #8-9-10 Inner 8G602
33	42.0900108	1	O.Cone, Shield Cone, #8-9 Outer Std.
35	NSS	1	I.Cone, Shield Cone, #8-9 Inner (Not Serviced Separately)
48	331639B2	1	Danger Label, Outer Drive Tube
49	329594B2	1	Danger/Shield Label
50	NSS	1	Instruction Booklet (Not Serviced)
51	42.0901561	1	Kit, Ball Collar, 1-3/8 in. #8
65	42.0000692	1	Kit, RT Ball Collar S5/S9, 1-3/4 in.
72	NSS	1	Grease Fitting, M6 x 1 Straight (Not Serviced Separately)
76	42.0900154	1	Bolt, M12 x 55mm CL8.8
91	NSS	1	Half Shaft, Uncleared (Not Serviced Separately)
92	NSS	1	Half Shaft, Uncleared (Not Serviced Separately)
93	NSS	1	Half Shaft, Cleared (Not Serviced Separately)
94	NSS	1	Half Shaft, Cleared (Not Serviced Separately)
95	NSS	1	Half Shield Kit (Not Serviced Separately)
96	NSS	1	Half Shield Kit (Not Serviced Separately)
97	42.0901562	1	Complete Shield Kit
98	42.0900042	1	PTO Shaft, Complete

9.01 Hydraulic Drive Assembly - G6060 & G6070



9.01 Hydraulic Drive Assembly - G6060 & G6070

Item	Part No.	Quantity	Description
1	901105	8	Washer, Flat, 3/8 in. SAE
2	907779	11	Nut, Hex Nylon Flange Lock, 3/8-16 Yellow Zinc
3	902300	8	Bolt, Hex, 3/8-16 x 1 in. Gr 5 Yellow Zinc
4	42.0900762	1	Tank, Hydraulic w/Pump & Decals (Includes Items 4a thru 4g)
4a	42.1500686	1	Cap, Breather
4b	42.0900240	1	Pump Kit w/Relief Valves & Gasket (Includes Items 4c & 4d)
4c	42.0900395	1	Relief Valves (1 set)
4d	42.0901129	1	Gasket, Pump Flange
4e	42.0901128	1	Gasket, Top Access Plate
4f	42.0901130	1	Hose, Hydraulic, 3/8 NPT x 22 in. 2WB - 1.000
4g	21.00300	1	Plug, Oil Drain
5	907057	13	Washer, Flat, .388 x 1.25 x .12 in.
6	907399	4	Nut, Hex Nylon Flange Lock, 1/2-13
7	322848B1	6	Clip, Hydraulic Line
8	902367	4	Bolt, Hex, 3/8-16 x 1-1/4 in. Gr 5
9	42.1541780	1	Motor, Hydraulic, Conveyor
9a	16.21179	1	Seal Kit, Hydraulic Motor
9b	42.0901800	1	Key, Shaft (Hydraulic Motor)
10	42.1541757	1	Base, Filter
11	42.1540167	1	Filter, Hydraulic, P551553
12	42.0900248	1	Reservoir, Tubular - G6070 Only
	42.0900247	1	Reservoir, Tubular - G6060 Only (Optional)
13	21.00340	1	Clamp, 1-1/2 in. Vinyl
14	900502	2	Washer, Lock, 1/4 in.
15	904863	2	Bolt, Hex, 1/4-20 x 3/4 in. Gr 5
16	42.1030014.8	1	Coupling, Cable Rewind
17	42.6008011	1	Mount, Hydraulic Motor, 101 Series
19	901937	4	Washer, Flat, 1/2 in.
20	903306	4	Bolt, Hex, 1/2-13 x 1-1/2 in. Gr 5
21	09.74127	2	Adapter, 12 ORB x 3/4 MJIC
22	32.60755	1	Elbow, 1/2 MPT x 3/4 MJIC
23	32.60008	1	Adapter, 1/2 MPT x 10 JIC
24	42.1540551	3	Adapter, 12 ORB x 7/8 MJIC
25	907669	1	Tee, Swivel Run, 10 JIC
26	907554	1	Tee, Branch, 10 JIC Swivel
27	42.0900557	1	Valve, Flow Control w/Handle - Conveyor & Cable Rewind
	42.0902151	1	Handle Kit
	42.0900176	1	Seal Kit
	42.0900177	1	Relief cartridge
	42.0000272	1	Knob
28	900445	1	Screw, Set, 3/8-16 x 1/2 in.

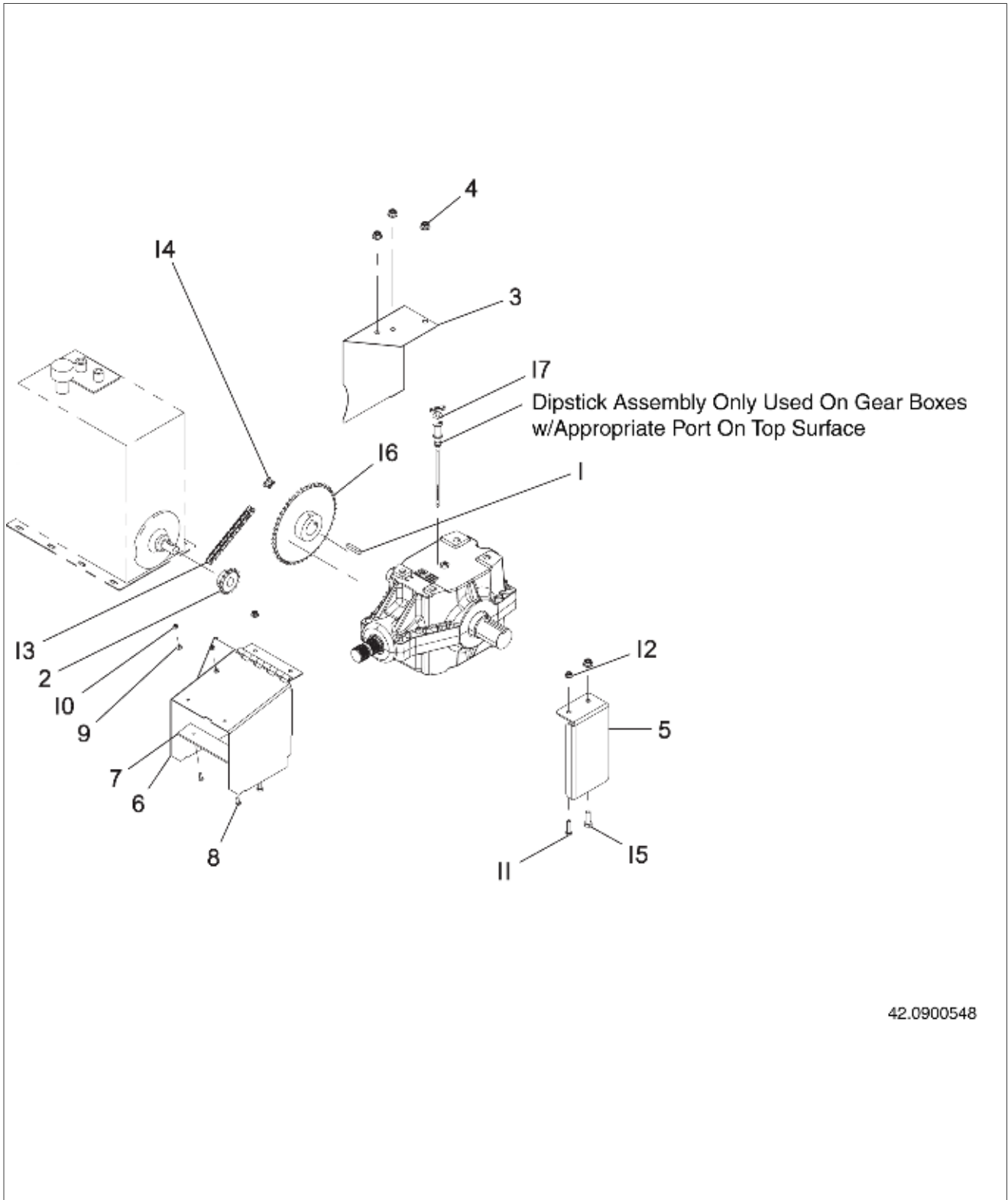
Section 9

9.01 Hydraulic Drive Assembly - G6060 & G6070

Item	Part No.	Quantity	Description
29	903376	3	Nut, Hex Lock, 1/4-20 Whizlock
30	907614	3	Bolt, Button Head, 1/4-20 x 1-1/2 in. Stainless Steel
31	40.00147	3	Connector, 37° ORB 7/8-14
32	904214	1	Bolt, Hex, 3/8-16 x 3-1/2 in. Gr 5
33	907348	1	Screw, Hex Hd, 1/4-20 x 3/4 in. Thread Cutting Stainless Steel
34	07.17851	2	Connector, Male, 3/8 JIC x 1/2 NPT
35	907168	1	Plug, 08 ORB
36	09.74125	1	Elbow, 90° 37° Flare, 3/4
37	907774	1	Connector, 06 MJIC x 10 ORB
38	42.1541054	1	Motor, Hydraulic, Charlyn 101-1272
38a	16.21179	1	Seal Kit, Hydraulic Motor
39	42.0900531	1	Hose, Hydraulic, 3/8 x 155 in. (Valve Pressure to Cable Rewind Motor)
40	42.0900532	1	Hose, Hydraulic, 3/8 x 152 in. (Cable Rewind Motor Return to Filter)
41	42.0900533	1	Hose, Hydraulic, 5/8 x 57 in. (Conveyor Motor Return to Filter)
42	42.0900534	1	Hose, Hydraulic, 5/8 x 52 in. (Valve Pressure to Conveyor Motor)
43	42.0900535	1	Hose, Hydraulic, 5/8 x 25 in. (Main Tank Pressure to Valve)
44	42.0900536	1	Hose, Return, 3/4 x 34 in. (Upper Auxiliary Tank to Main Tank)
45	42.0900537	1	Hose, Return, 3/4 x 43 in. (Filter to Lower Auxiliary Tank)
46	42.0900538	1	Hose, Hydraulic, 5/8 x 19 in. (Valve Return to Filter)
47	42.1501477	1	Tubing: Vinyl 1-1/4 x 1 in. ID

This Page Intentionally Left Blank

9.02 Hydraulic Drive, PTO Shield Assembly - G6060

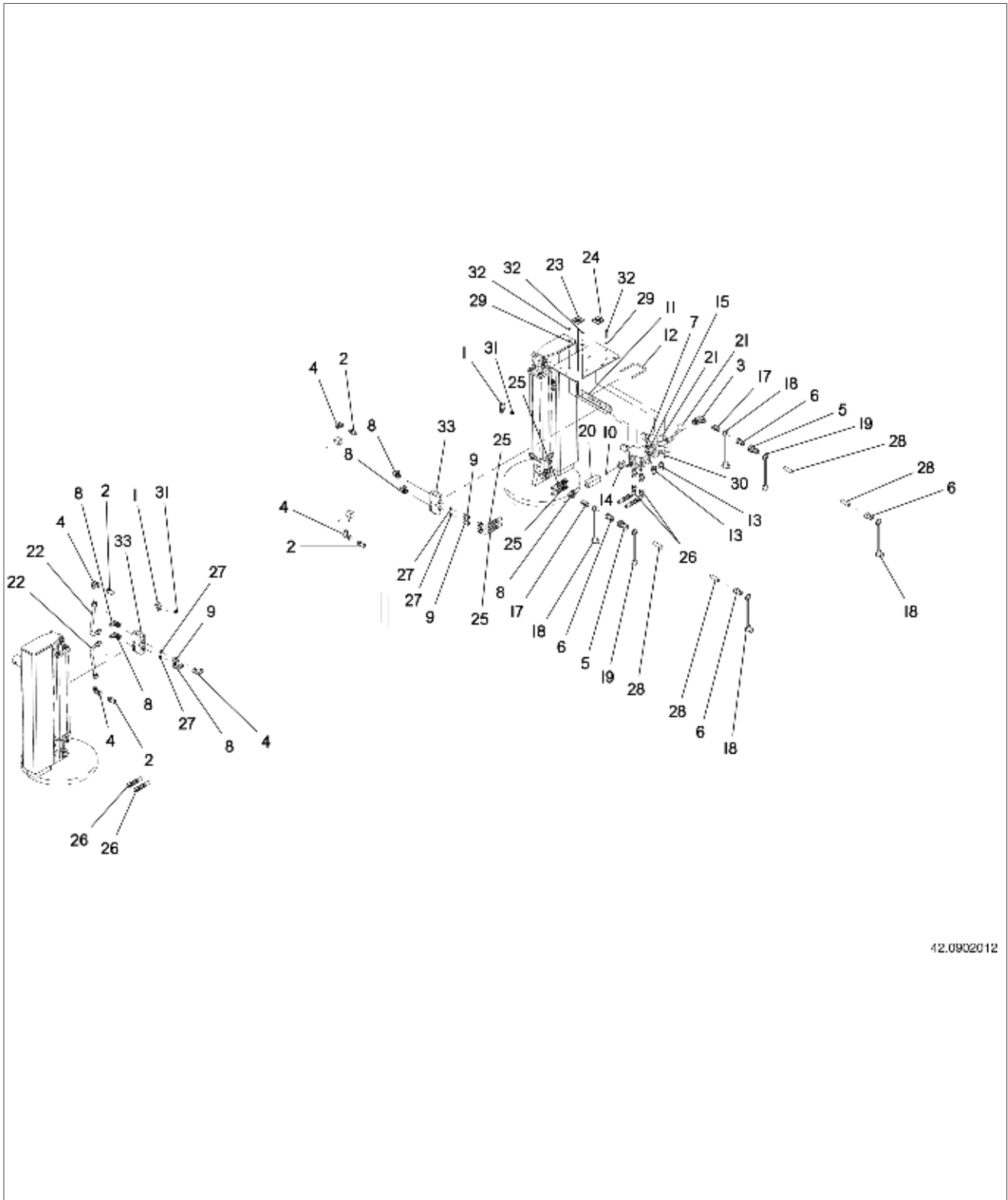


42.0900548

9.02 Hydraulic Drive, PTO Shield Assembly - G6060

Item	Part No.	Quantity	Description
1	42.6012005	1	Key Sq - 3/8 x 2 in.
2	42.1520759	1	Sprocket 50b14f 1
3	42.0900459	1	Shield - Rear Pump Drive
4	907399	4	Hhdnut - Nylon Lk 1/2-13 Flange
5	42.0900452	1	Shield - Grbx Pto
6	42.0900450	1	Wldmnt - Shld, Input Flip Up
7	42.1120061	1	Uhmw Strip, Pto Guard
8	907270	2	Hhdblt, Stainless Steel 1/4-20 x 3/4
9	907234	2	Washer, Stainless Steel 1/4 Flat
10	907389	2	Hhdnut, 1/4-20 Stainless Steel Nylock
11	903848	2	Hhdblt - 3/8-16 x 1-1/2
12	907779	2	Hhdnut - Nylon Lk Flng 3/8-16 Yellow Zinc
13	42.1520761	1	Chain - 50 Riveted 66 P 41 in. Oal Ust
14	42.1520073	1	Link - #50 Connector Ust
15	903306	1	Hhdblt G 5 1/2-13 x 1.50
16	42.1520760	1	Sprocket 50b48f 1_3/4
17	42.0901813	1	Dipstick Complete Assembly

9.03 Asm: 6060 Lift Kit Hydraulics



42.0902012

9.03 Asm: 6060 Lift Kit Hydraulics

Item	Part No.	Quantity	Description
1	05.73375	3	Clamp - Hose .625 Id Dbl
2	07.17862	4	Adapter, 1/2 M JIC To 1/2 MPT
3	07.17943	1	Elbow, -12 ORB x -08 MJIC
4	09.74149	5	Elbow, 90 1/2 in. JIC Swivel
5	09.74157	2	Coupler - Quik 3/4-16 ORB Fem
6	09.74158	4	Coupler, Quik Male -08 ORB
7	09.74127	1	Adapter, -12 ORB x 3/4 M JIC
8	09.74145	6	Elbow: -08 ORB x 1/2 MJIC
9	09.74155	3	Adapter, -08 ORB x 1/2 M JIC
10	21.00902	1	O-Ring: SAE -8 (.64id)
11	21.21643	1	Bracket - Wet Boom Holder 3x3
12	21.21657	1	U-Bolt, 5/16 x 3 x 4 Square Stainless Steel
13	32.02101	4	Adapter, -10 ORB x 1/2 M JIC
14	32.01940	1	Adapter, -12 ORB x 1/2 M JIC
15	32.01956	1	Adapter, -12 ORB x 3/4 JIC Swivel
17	32.03077	2	Adapter, -08 ORB x 1/2 JIC Swivel
18	32.03084	4	Dust Cap, 1/2 in.
19	32.03085	2	Dust Plug, 1/2 in.
20	40.00149	1	Check Valve
21	42.0901249.8	2	Valve - Conv Lift W/ Handle
22	42.0901176	2	Tube, Hydraulic, 1/2 in., Lift Po Check
23	42.0901316	1	Decal - Conv End Lift
24	42.0901317	1	Decal - Hitch End Lift
25	42.0901319	2	Hose - Hyd 3/8 x 27 in.
26	42.0901320	2	Hose - Hyd 3/8 x 150 in.
27	42.0901411	4	Orifice, -8 ORB One Way (.059)
28	42.0901412	2	Hose - Hyd 3/8 x 144 in.
29	900493	3	Washer - Flat 1/4 in. SAE Yellow Zinc
30	904092	3	Nut: Hex Nylok Cntr 1/4 In.
31	906400	3	Nut: Hex Nylon Lk 3/8-16
32	907060	3	Hhdblnt - G5 1/4-20 x 1-3/4
33	907912	2	Po Check Valve, Double, (-8 Orb)

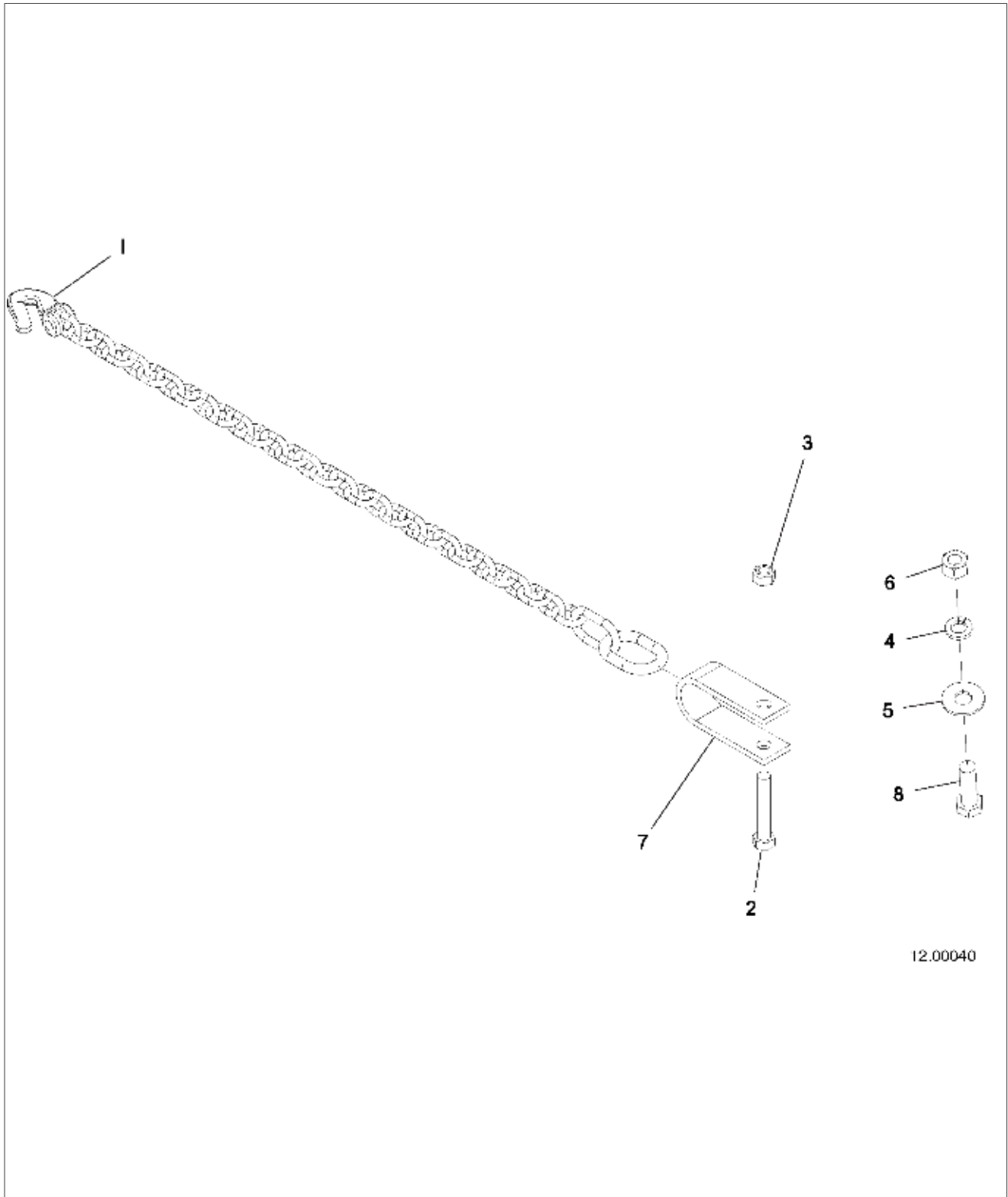
10.01 Miscellaneous Items



10.01 Miscellaneous Items

Item	Part No.	Quantity	Description
1	42.1500893	AR	Valve, Bag Vent
2	42.1500568	AR	Tool, Bag Vent
	42.1570001	AR	Spray Adhesive - Not Shown
	42.1500534	AR	Koster Moisture Tester - Not Shown
	42.1500523	18/Case	Repair Tape, 2 in. x 36 Yard Roll - Not Shown
	42.1500525	24/Case	Repair Tape, 3 in. x 36 Yard Roll - Not Shown
	42.1501331	18/Case	Repair Tape, 4 in. x 36 Yard Roll - Not Shown
3	42.1500272	AR	Master Seal, 250 Ft Roll
	42.1500270	AR	Master Seal, 9.5 ft Lengths 4/Box
	42.1500267	AR	Master Seal, 14.5 ft Lengths 4/Box For 8 & 9 ft Bags
	42.1500268	AR	Master Seal, 17 ft Lengths 4/Box For 10 ft Bags
	42.1500269	AR	Master Seal, 20 ft Lengths 4/Box For 11 & 12 ft Bags
4	42.1500273	AR	Master Seal Zip Tool
5	42.00000	AR	Inoculant, Granular, 50 lb Bucket (Treats 100 Ton)
6	42.00001	AR	Inoculant, Liquid 50 Ton Foil Pouch
	42.0901928	AR	Inoculant: 50TT Ag Bag 10 Packets per Case
	42.0901929	AR	Inoculant: 200TT Ag Bag 10 Packets per Case
	42.00002	AR	Inoculant, Liquid 250 Ton Foil Pouch For Inject. Sprayer
	42.1500473	1	Liquid Inoculant Applicator, 15 Gallon Sprayer - Not Shown
	42.1500474	1	Liquid Inoculant Applicator, 27 Gallon Sprayer - Not Shown
	42.1500475	1	Liquid Inoculant Applicator, 55 Gallon Sprayer - Not Shown
	42.1501207	1	Bird Netting, 30 x 100 Ft - Not Shown
	42.1501283	1	Bird Netting, 30 x 375 Ft - Not Shown
	42.1501208	1	Bird Netting, 30 x 500 Ft - Not Shown

10.02 Safety Chain Kit

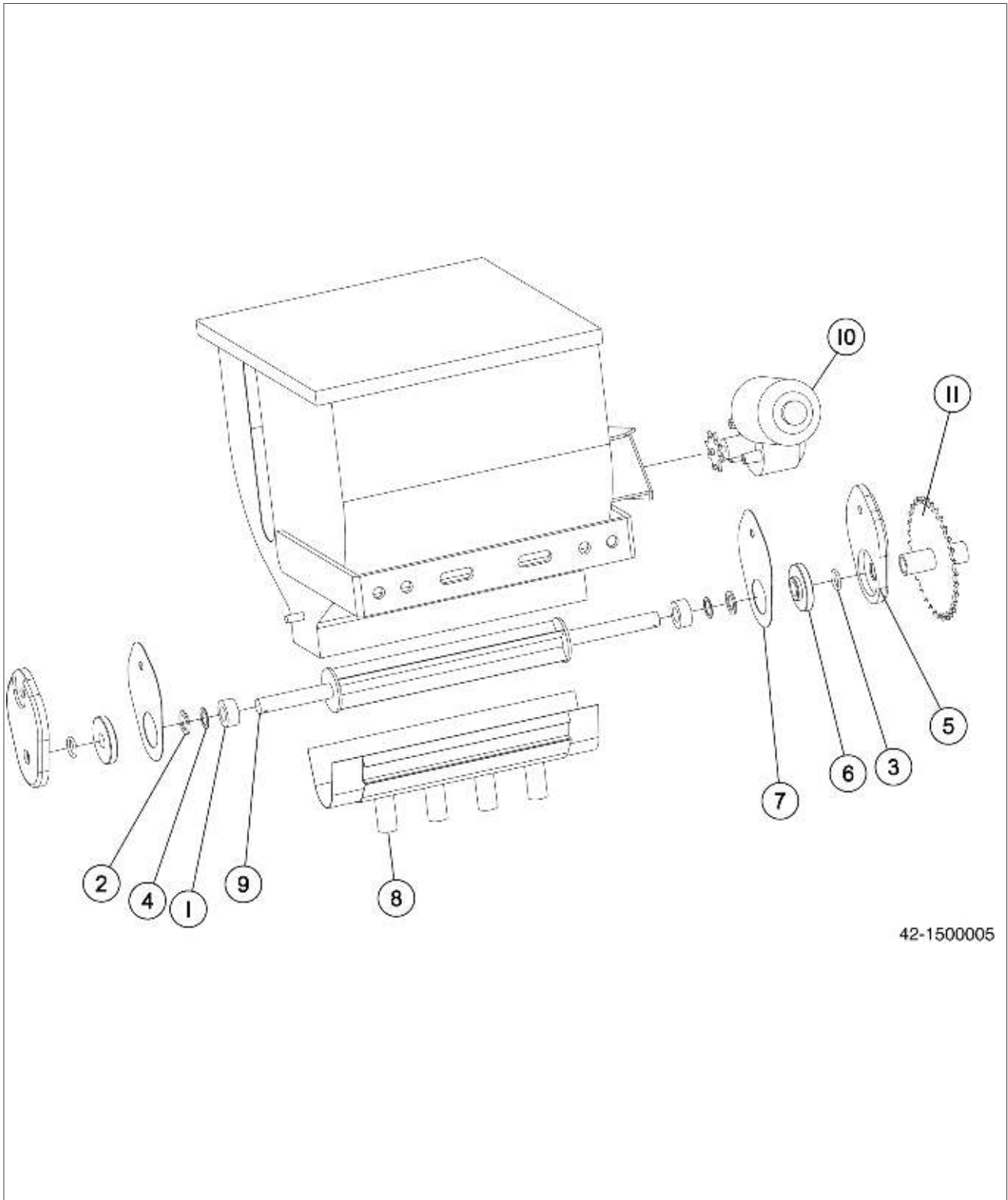


12.00040

10.02 Safety Chain Kit

Item	Part No.	Quantity	Description
1	907673	1	Chain, Safety
2	904635	1	Bolt, Hex, 5/8-11 x 3-1/2 in. Gr 5
3	902193	1	Nut, Hex Top Lock, 5/8-11
4	900700	1	Washer, Lock, 3/4 in. Yellow Zinc
5	900499	1	Washer, Flat, 3/4 in.
6	73385560	1	Nut, Hex, 3/4-10
7	12.10006	1	Clevis
8	09.71754	1	Bolt, Hex, 3/4-10 x 2-1/4 in. Gr 5

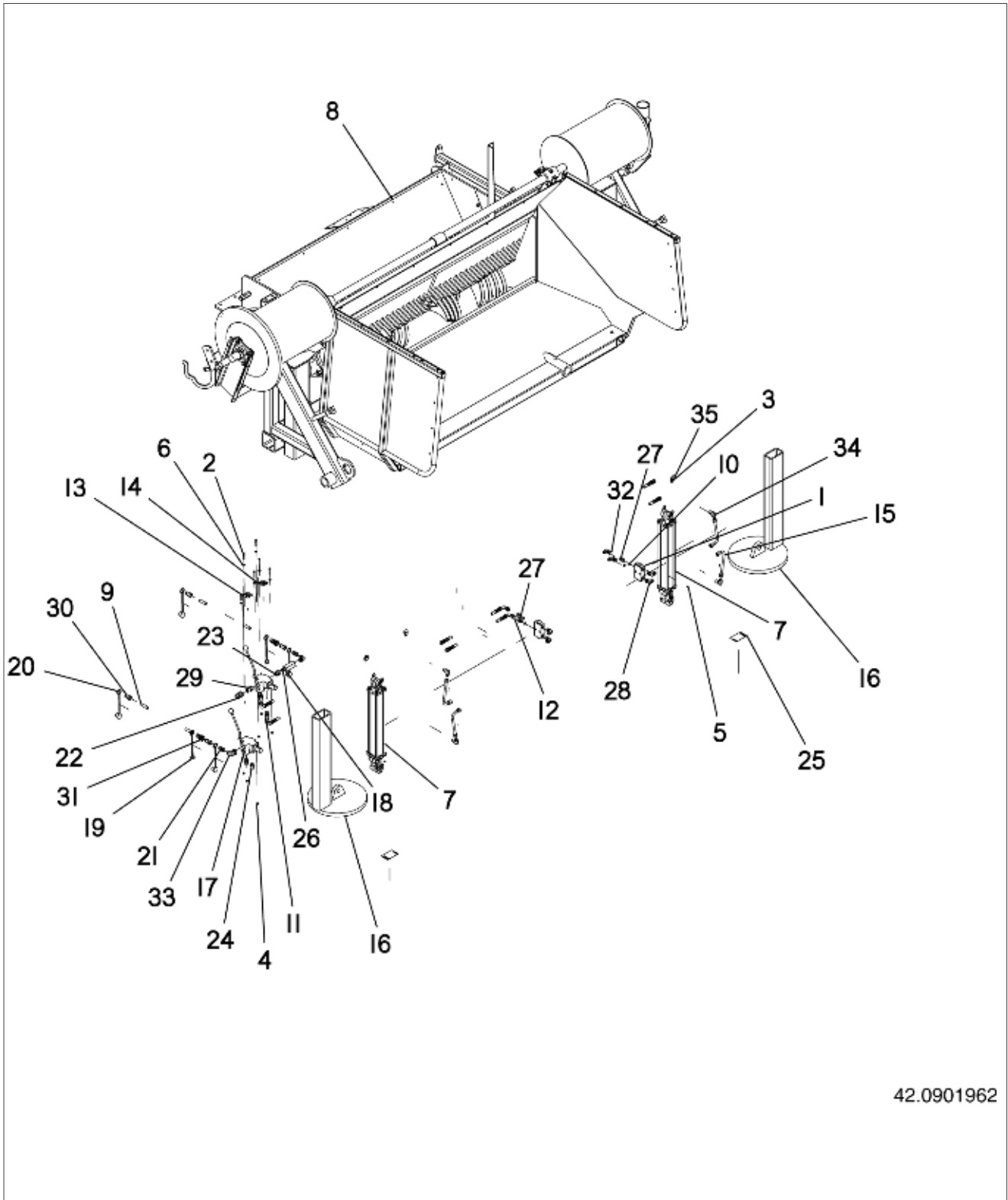
10.03 Gandy, 45 lb. Dry Inoculant Applicator



10.03 Gandy, 45 lb. Dry Inoculant Applicator

Item	Part No.	Quantity	Description
1	42.1501991	2	Washer, Sponge, Gandy
2	42.1501922	2	Washer, Gandy
3	42.1501921	2	O-Ring, Rubber, Gandy
4	42.1501920	2	Washer, Gandy
5	42.1501630	2	Retainer, Bearing
6	42.1501628	2	Bearing, Gandy
7	42.1501621	2	Gasket, Bearing Retainer, Gandy
8	42.1500472	1	Bottom/Slide, 4 Hole Straight, Jumbo
9	42.1500344	1	Rotor, Gandy, Jumbo 10 in. Rubber
10	42.1500276	1	Motor, Electric, w/Brackets & Harness
11	42.1502070	1	Sprocket

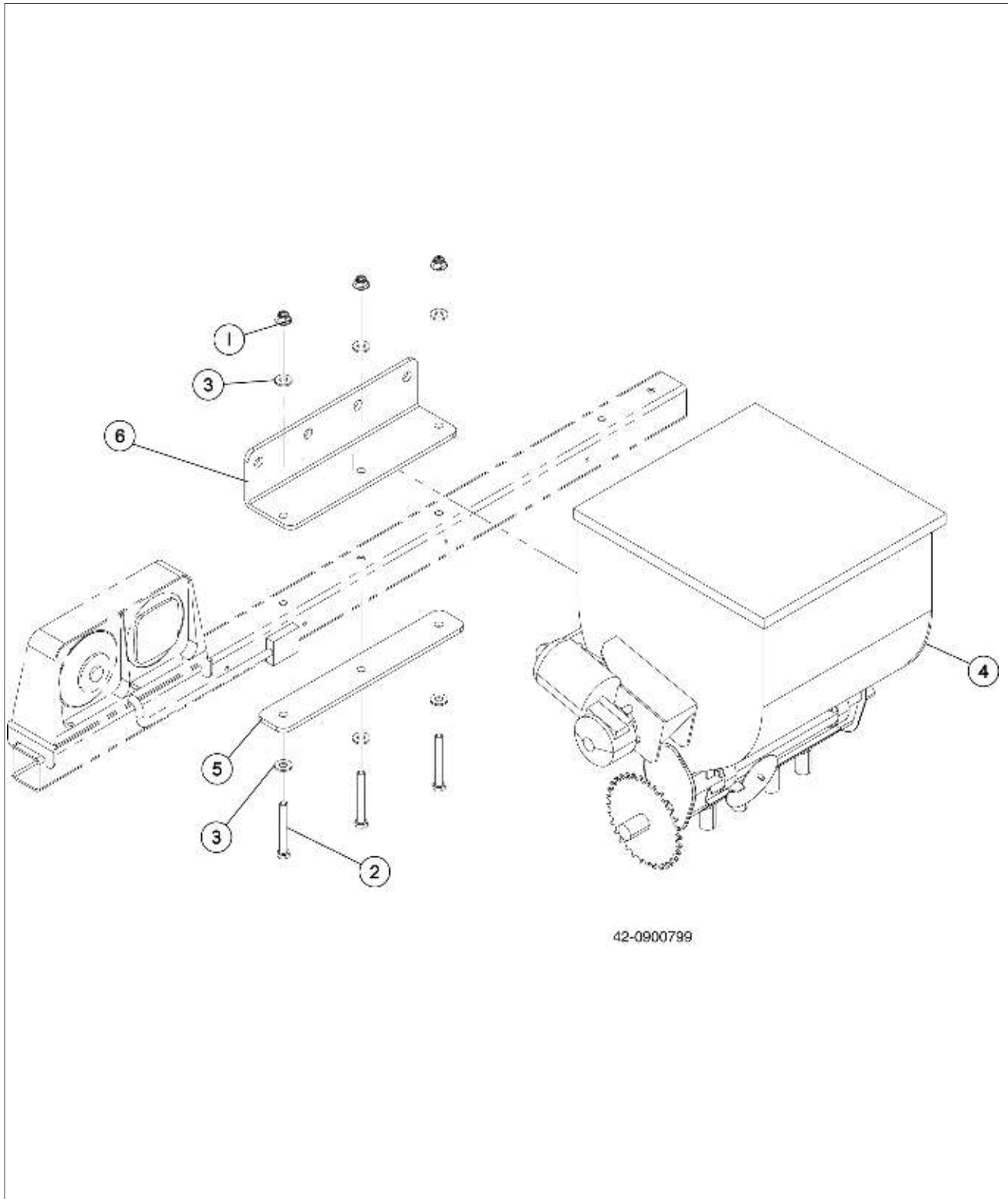
10.04 Option: 6060 Hyd Jack Lift Factory Installed



10.04 Option: 6060 Hyd Jack Lift Factory Installed

Item	Part No.	Quantity	Description
1	907912	2	Po Check Valve, Double, (-8 Orb)
	42.0801293	1	Individual Cartridge (Included with Item 1)
2	907060	6	Hhdbl - G5 1/4-20 x 1-3/4
3	906400	3	Nut: Hex Nylon Lk 3/8-16
4	904092	6	Nut: Hex Nylok Cntr 1/4 In.
5	900538	2	Grease Fitting, 1/4-28
6	900493	6	Washer - Flat 1/4 in. SAE Yellow Zinc
7	42.1541342	2	Cylinder - Hyd 3 x 18
8	42.0901948	1	Frame: 6060 W/rtr & Cbl Drums Hyd Jack
9	42.0901412	2	Hose - Hyd 3/8 x 144 in.
10	42.0901411	4	Orifice, -8 ORB One Way (.059)
11	42.0901320	2	Hose - Hyd 3/8 x 150 in.
12	42.0901319	2	Hose - Hyd 3/8 x 27 in.
13	42.0901317	1	Decal - Hitch End Lift
14	42.0901316	1	Decal - Conv End Lift
15	42.0901176	4	Tube, Hydraulic, 1/2 in., Lift Po Check
16	42.0900830.8	2	Jack Base, Hyd Lift 6000 Series
17	42.0901249.8	2	Valve - Conv Lift W/ Handle
18	40.00149	1	Check Valve
19	32.03085	2	Dust Plug, 1/2 in.
20	32.03084	4	Dust Cap, 1/2 in.
21	32.03077	2	Adapter, -08 ORB x 1/2 JIC Swivel
22	32.01956	1	Adapter, -12 ORB x 3/4 JIC Swivel
23	32.01940	1	Adapter, -12 ORB x 1/2 M JIC
24	32.02101	4	Adapter, -10 ORB x 1/2 M JIC
25	21.09025	2	Decal, Pinch Point
26	21.00902	1	O-Ring: SAE -8 (.64id)
27	09.74155	3	Adapter, -08 ORB x 1/2 M JIC
28	09.74145	6	Elbow: -08 ORB x 1/2 MJIC
29	09.74127	1	Adapter, -12 ORB x 3/4 M JIC
30	09.74158	4	Coupler, Quik Male -08 ORB
31	09.74157	2	Coupler - Quik 3/4-16 ORB Fem
32	09.74149	1	Elbow, 90 1/2 in. JIC Swivel
33	07.17943	1	Elbow, -12 ORB x -08 MJIC
34	07.19006	4	Elbow, 1/2 NPT x 1/2 MJIC
35	05.73375	3	Clamp - Hose .625 Id Dbl

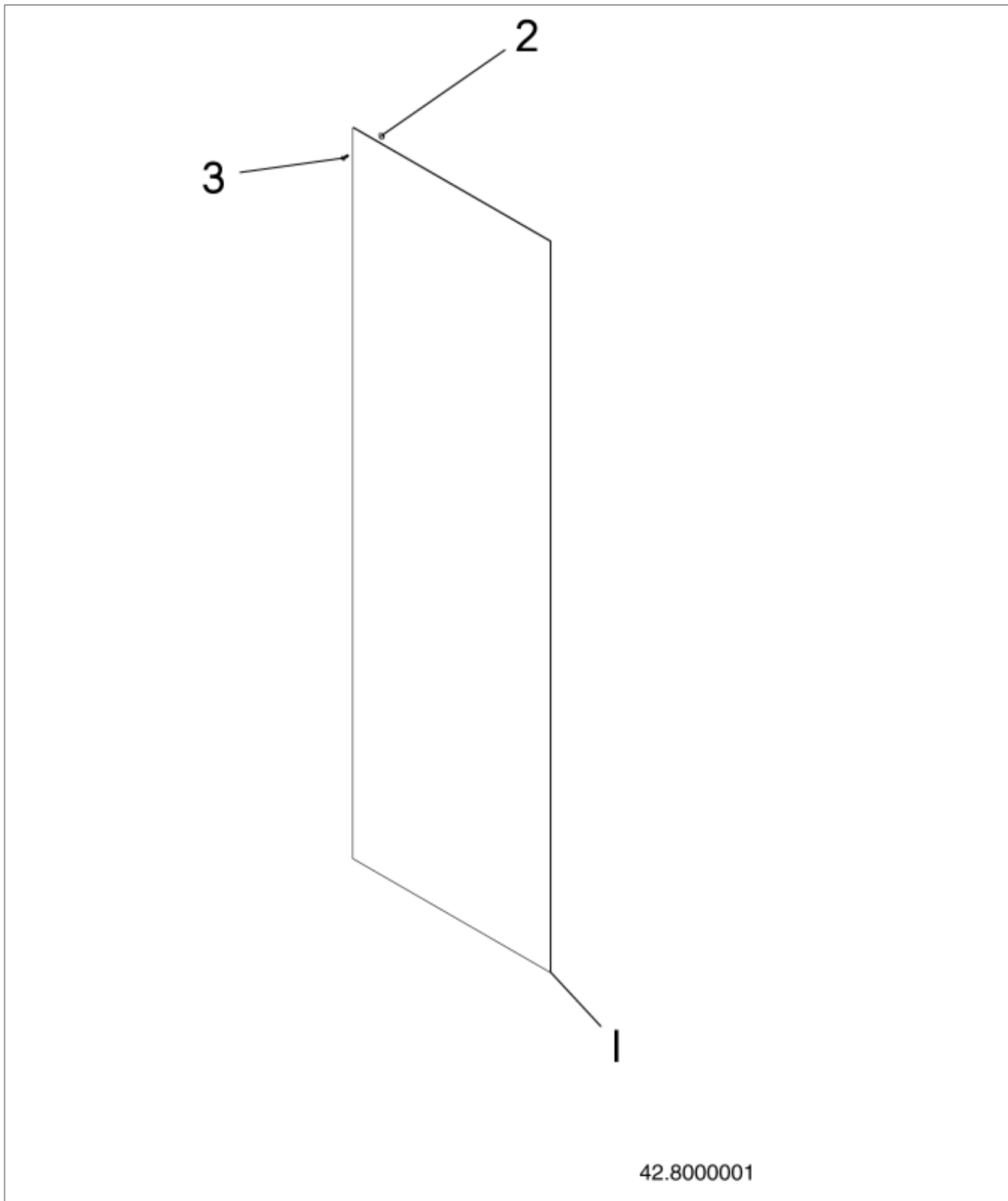
10.05 Gandy Option - G6060, G6070 & G6070P



10.05 Gandy Option - G6060, G6070 & G6070P

Item	Part No.	Quantity	Description
1	907779	3	Nut, Hex Lock Flange, 3/8-16 Yellow Zinc Nylock
2	902831	3	Bolt, Hex, 3/8-16 x 3 in. Gr 5
3	901105	6	Washer, Flat, 3/8 in. SAE
4	42.1500005	1	Gandy, 45# 4H Dry Inoculant Applicator
5	42.0900443	1	Bar, Backup Gandy Base Mount
6	42.0900442	1	Angle, Gandy Base Mount

10.06 Option: Conveyor Liner



10.06 Option: Conveyor Liner

Item	Part No.	Quantity	Description
1	42.1501324	1	Sheet: Polyethylene - Hd 1/8 x 29-7/8 x 96
2	903376	4	Hhdnut - Lock 1/4 Whiz
3	908416	4	Screw: Fshcs, 1/4-20 x 3/4 Yellow Zinc



Part Number Index

The Part Number Index is a numeric index of all part numbers included in this manual. The index shows what page(s) the part is used on.

Part Number	Page	Part Number	Page	Part Number	Page	Part Number	Page
01.73266	7	42.00000	81	42.0900385	49	42.0901319	79, 87
01.77800	59	42.0000041	69	42.0900395	73	42.0901320	79, 87
05.73120	7, 13, 15, 55	42.0000093	7	42.0900397	49	42.0901393	29
05.73375	45, 79, 87	42.0000094	7	42.0900408	57	42.0901394	29
07.17764	37	42.0000095	7	42.0900427	67	42.0901397	29
07.17843	41	42.00001	81	42.0900434	39	42.0901402	29
07.17851	74	42.0000101	26	42.0900441	37	42.0901411	79, 87
07.17861	41, 45	42.00002	81	42.0900442	89	42.0901412	79, 87
07.17862	79	42.0000272	73	42.0900443	89	42.0901438	29
07.17943	79, 87	42.0000317	61, 65	42.0900445	7	42.0901439	29
07.19006	87	42.0000318	61, 65	42.0900447	7	42.0901518	19
09.70985	26	42.0000555	51	42.0900450	77	42.0901519	19
09.71112	19, 45	42.0000646	51	42.0900452	77	42.0901533	37
09.71251	26, 29	42.0000647	51	42.0900457	67	42.0901553	69
09.71754	83	42.0000648	51	42.0900458	67	42.0901555	69
09.71756	19, 21	42.0000654	51	42.0900459	77	42.0901556	69
09.72010	26, 29, 35, 43	42.0000655	51	42.0900460	57	42.0901557	69
09.74125	74	42.0000692	69, 71	42.0900461	57	42.0901558	69
09.74127	41, 73, 79, 87	42.0801293	87	42.0900468	41	42.0901559	71
09.74145	79, 87	42.0900004	26, 29	42.0900484	37	42.0901560	71
09.74149	79, 87	42.0900005	25, 29	42.0900531	74	42.0901561	71
09.74155	79, 87	42.0900006	25, 29, 35	42.0900532	74	42.0901562	71
09.74157	79, 87	42.0900007	25, 29	42.0900533	74	42.0901563	59
09.74158	79, 87	42.0900009	25	42.0900534	74	42.0901564	59
11.80534	67	42.0900013	41	42.0900535	74	42.0901565	59
12.10006	83	42.0900014	59	42.0900536	74	42.0901566	59
16.10818	57	42.0900019	25, 29	42.0900537	74	42.0901567	59
16.20144.5	26, 29	42.0900020	25	42.0900538	74	42.0901581	59
16.20165	57	42.0900034.5	26	42.0900541	45	42.0901587	19, 21
16.20177	59	42.0900035	26	42.0900549	55	42.0901595	7
16.20178	59	42.0900036	26	42.0900554	39	42.0901687	26
16.20179	35, 59	42.0900037	26	42.0900557	73	42.0901688	29
16.20181	35, 59	42.0900038	26	42.0900558	41	42.0901739	59
16.21179	30, 73, 74	42.0900040	45	42.0900559	67	42.0901767	33
17.00650	26, 57	42.0900042	71	42.0900567	25	42.0901768	29
17.00750	37	42.0900043	69	42.0900569	41	42.0901776	7
17.00863.5	41	42.0900044	71	42.0900570	41	42.0901788	35
17.01155	59	42.0900045	26	42.0900571	41	42.0901790	23
18.00097	39	42.0900049	57	42.0900575	41	42.0901791	11
21.00300	73	42.0900052	57	42.0900583	26	42.0901792	11
21.00340	73	42.0900054	57	42.0900586	7	42.0901796	26, 29
21.00516	41	42.0900056	19, 21	42.0900762	73	42.0901800	30, 73
21.00902	79, 87	42.0900061	23	42.0900820	59	42.0901808	7, 61
21.09024	59	42.0900062	23	42.0900821	35, 59	42.0901813	77
21.09025	87	42.0900108	71	42.0900822	59	42.0901825	7
21.20917	57	42.0900112	71	42.0900823	59	42.0901869.9	43
21.21643	79	42.0900121	71	42.0900830.8	87	42.0901875	61, 65
21.21657	79	42.0900122	71	42.0900837	59	42.0901876	61, 65
21.30727	45	42.0900123	71	42.0900987	33	42.0901877	63
22.00188	26, 29	42.0900124	71	42.0901002	33	42.0901878	63
303629B1	26, 29	42.0900154	71	42.0901003.9	33	42.0901882	63
32.01940	79, 87	42.0900156	69	42.0901009	33, 43	42.0901885	63
32.01956	41, 79, 87	42.0900165	17	42.0901011	29	42.0901887	63
32.02101	79, 87	42.0900174	19, 21	42.0901019	29, 33	42.0901888	63
32.03077	79, 87	42.0900176	73	42.0901022	29	42.0901889	63
32.03084	79, 87	42.0900177	73	42.0901023	29	42.0901890	63
32.03085	79, 87	42.0900181	17	42.0901034.9	33	42.0901891	63
32.60008	73	42.0900190	17	42.0901035	29	42.0901894	7, 63
32.60595	47	42.0900191	17	42.0901037	29	42.0901905	35
32.60704	41	42.0900192	17	42.0901101	61	42.0901910	63
32.60755	73	42.0900240	73	42.0901128	73	42.0901918	57
32.61133	41	42.0900246	7	42.0901129	73	42.0901919	57
322848B1	41, 73	42.0900247	73	42.0901130	73	42.0901920	57
329594B2	69, 71	42.0900248	73	42.0901137	7	42.0901921	57
331639B2	69, 71	42.0900349	7	42.0901176	79, 87	42.0901922	57
333532B2	26	42.0900371	7	42.0901249.8	79, 87	42.0901924	15
340248B1	59	42.0900372	7	42.0901262	26	42.0901925	15
341077B1	26	42.0900373	11	42.0901263	26	42.0901926	15
344405B1	63	42.0900375.8	13, 15	42.0901271	26	42.0901927	15
40.00147	74	42.0900377	19	42.0901316	79, 87	42.0901928	81
40.00149	79, 87	42.0900380	7	42.0901317	79, 87	42.0901929	81



Part Number Index (continued)

Part Number	Page	Part Number	Page	Part Number	Page	Part Number	Page
42.0901931.9	43	42.1501628	85	42.6006005	11	901763	26
42.0901932.9	35	42.1501630	85	42.6006012	11	901850	33
42.0901941	63	42.1501636	69	42.6006037	11	901937	30, 73
42.0901942	63	42.1501637	71	42.6006063	53	902193	83
42.0901944	63	42.1501638	71	42.6006074	11	902300	25, 30, 35, 39, 73
42.0901945	63	42.1501691	49	42.6006075	11	902364	25, 30
42.0901946	63	42.1501790	71	42.6006077	11	902367	25, 30, 37, 49,
42.0901948	87	42.1501853	69	42.6006079	11		67, 73
42.0901970	51	42.1501858	69	42.6006081	11	902410	13, 15
42.0902132	7, 65	42.1501920	85	42.6006085	11	902831	89
42.0902133	65	42.1501921	85	42.6006086	11	902884	35
42.0902139	21	42.1501922	85	42.6006087	11	903033	25, 30, 35, 57
42.0902140	45	42.1501991	85	42.6006088	11	903096	61, 63, 65
42.0902144	65	42.1502070	85	42.6006089	11	903306	7, 25, 30, 35, 45,
42.0902146	63	42.1502166	19, 21, 25, 29	42.6006113	11		57, 63, 73, 77
42.0902147	63	42.1510044	7	42.6006114	11	903376	41, 74, 91
42.0902151	73	42.1510047	7	42.6008004.9	35	903437	39, 67
42.1010034	13	42.1510059	61, 63, 65	42.6008011	35, 73	903517	49
42.1020001	7	42.1510060	61, 63, 65	42.6008020	25, 29, 35	903518	7
42.1020018	7	42.1510199	61, 63, 65	42.6008021	25, 29, 35	903690	33, 43
42.1030014.8	73	42.1510215	61, 65	42.6008027.9	43	903824	25, 30
42.1030069	47	42.1520005	19, 21	42.6008052	25, 29, 35	903832	7, 11
42.1060036	49	42.1520068	19, 21	42.6008072.9	25, 35	903848	77
42.1090008.8	53	42.1520073	77	42.6008073.9	25, 35	903849	49
42.1090014.8	53	42.1520086	19	42.6008077	25, 29	904092	79, 87
42.1090026	53	42.1520124	19	42.6008088	26, 35, 43	904214	74
42.1120061	77	42.1520316	61	42.6008089	26	904215	7
42.1150171	13, 15, 55	42.1520318	35	42.6008092	35	904217	53
42.1500005	89	42.1520664	19, 21	42.6008093	43	904246	37
42.1500142	45	42.1520749	69	42.6008104	25, 35	904253	7
42.1500199	45	42.1520757	19	42.6012005	77	904324	33, 43
42.1500267	81	42.1520759	77	42.6012011	23	904326	57
42.1500268	81	42.1520760	77	42.6012018	23	904336	67
42.1500269	81	42.1520761	77	44.01604	61, 63, 65	904464	67
42.1500270	81	42.1520773	26, 29, 35, 43	65.10083	41	904498	57
42.1500272	81	42.1520774	61, 63	73385514	13, 15	904520	26
42.1500273	81	42.1530028	59	73385543	57	904635	83
42.1500276	85	42.1530054	59	73385559	19, 21, 26, 29, 43	904744	30
42.1500294	45	42.1530065	59	73385560	83	904763	37, 45
42.1500329	17	42.1540167	73	73385562	25, 30, 33, 35	904768	61, 63, 65
42.1500338	61, 65	42.1540448	45	900143	39	904863	73
42.1500344	85	42.1540551	41, 73	900188	25, 29	904871	26, 43
42.1500377	13, 15	42.1541054	74	900444	35	905050	13, 15
42.1500381	61	42.1541121	45	900445	73	905354	25, 30
42.1500412	53	42.1541342	87	900480	29	905401	47
42.1500472	85	42.1541519	30, 33	900493	25, 29, 35, 79, 87	905456	61, 63, 65
42.1500473	81	42.1541757	73	900494	45, 67	905501	19, 21, 25, 30, 35
42.1500474	81	42.1541774	61, 63, 65	900495	35, 49	906243	26
42.1500475	81	42.1541780	30, 73	900496	19, 25, 29, 35	906339	19, 21
42.1500483	19, 21	42.1542021	45	900497	25, 35	906349	7, 19, 21
42.1500523	81	42.1550136	13	900498	11, 25, 29	906385	61, 65
42.1500525	81	42.1550172	7	900499	19, 21, 83	906392	45
42.1500534	81	42.1550228	13	900502	73	906400	11, 35, 57, 79, 87
42.1500568	81	42.1560000	11	900506	29	906401	7, 33, 57
42.1500686	73	42.1560001	11	900508	7	906402	7, 11, 25, 30, 37,
42.1500875	69	42.1560004	11	900509	37		45, 49, 53
42.1500893	81	42.1560005	53	900512	33, 43	906483	33, 43
42.1501047	69	42.1560006	53	900538	87	906492	25, 30
42.1501048	69	42.1570001	81	900549	25, 30	906537	30
42.1501207	81	42.1590065	47	900700	83	906548	25, 30
42.1501208	81	42.1590066	47	900709	25, 30	907057	73
42.1501279	39	42.4070028	19	900972	26	907060	26, 79, 87
42.1501283	81	42.6000127	23	901105	25, 30, 37, 67,		
42.1501324	91	42.6002002	19, 21		73, 89	907146	45
42.1501331	81	42.6002005	7	901150	13, 15	907168	74
42.1501348	45	42.6002007	19, 21	901151	13, 15	907219	35, 57, 59
42.1501398	7	42.6002008	7	901172	25, 30	907220	35, 57, 59
42.1501400	8	42.6003013	47	901181	13, 15	907225	59
42.1501477	35, 74	42.6003014	47	901182	13, 15	907232	41
42.1501518	19, 21	42.6003018	47	901196	65	907234	23, 77
42.1501519	25, 29	42.6003021	7	901292	39, 47	907270	23, 35, 45, 57, 77
42.1501611	25, 29, 35	42.6003024	7	901619	37	907348	57, 74
42.1501621	85	42.6003025	7	901633	37	907389	23, 26, 45, 77
						907391	11



Part Number Index (continued)

Part Number	Page
907392	30
907399	25, 35, 45, 73, 77
907400	26, 43
907465	11
907467	11
907472	33, 43
907510	35, 59
907554	73
907613	45
907614	23, 41, 74
907625	67
907626	21
907669	73
907673	83
907688	19, 21
907689	11
907695	45
907725	19
907774	74
907775	41
907777	19
907779	25, 30, 37, 45, 49, 73, 77, 89
907784	25, 30, 35, 45, 57
907896	61, 65
907912	79, 87
907984	21
908170	43
908187	57
908188	57
908333	30, 33
908416	91
908533	21
NSS	11, 29, 69, 71



Part Description Index

The Part Description Index is an alphabetical index of all part descriptions included in this manual. The index shows what page(s) the part is used on.

A

Adapter (For Bearing With Thread).....30, 33
 Adapter, -08 ORB x 1/2 JIC Swivel.....79, 87
 Adapter, -08 ORB x 1/2 M JIC.....79, 87
 Adapter, -10 ORB x 1/2 M JIC.....79, 87
 Adapter, -12 ORB x 1/2 M JIC.....79, 87
 Adapter, -12 ORB x 3/4 JIC Swivel.....79, 87
 Adapter, -12 ORB x 3/4 M JIC.....79, 87
 Adapter, 1/2 M JIC To 1/2 MPT.....79
 Adapter, 1/2 MPT x 10 JIC.....73
 Adapter, 12 ORB x 3/4 in. JIC Swivel.....41
 Adapter, 12 ORB x 3/4 in. MJIC.....41
 Adapter, 12 ORB x 3/4 MJIC.....73
 Adapter, 12 ORB x 7/8 in. MJIC.....41
 Adapter, 12 ORB x 7/8 MJIC.....73
 Adaptor - # 6MO x # 4MP.....45
 Adaptor - #2mp x #2fps.....35
 Adaptor, #2 MP x #2 FPS.....25, 29
 Adjuster, Bearing LH.....26
 Adjuster, Bearing RH.....26
 Adjuster, Chain.....29
 Alum Plug.....51
 Angle, Gandy Base Mount.....89
 Apron, Short, 16 Slat.....25, 29
 Asm: Gearbox Shaft.....63
 Asm: Shaft.....65
 Asm: Single Conveyor End.....35

B

Backstop, 10 Ft - G6070 & G6070P Only.....53
 Backstop, 8-9 Ft - G6060 & PB6000 Only.....53
 Bar - Adjust Chain Tensioner.....21
 Bar, Adjustable Chain Tensioner.....19
 Bar, Backup Gandy Base Mount.....89
 Bar, Light Tube Cover.....57
 Base, Filter.....73
 Bearing - 2 Bolt Flange 1-1/4.....35, 43
 Bearing Cone, 2.750 TK #33275.....61, 65
 Bearing Cone, TK #5565.....61, 65
 Bearing Cone, TK #HM807044.....61, 65
 Bearing Cup, 4.125 TK #HM807010.....61, 65
 Bearing Cup, 4.6250 TK #33462.....61, 65
 Bearing Cup, TK #5535.....61, 65
 Bearing, 2 Bolt Flange 1-1/4 in.....26
 Bearing, 2 Bolt Flange, 1-1/4 in.....26
 Bearing, 4 Bolt Flange.....7
 Bearing, Drive, 2-15/16 in. 4 Bolt Footed.....7
 Bearing, Drive, 3-7/16 in. Spherical 4 Bolt Footed - (S/N 42.05168 & After).....7
 Bearing, Gandy.....85
 Bearing, R-Liube, 1-1/4 in. 2 Bolt.....29
 Bearing, R-Lube, 1-1/4 in. 2 Bolt.....33
 Bearing, Split Babbit.....7
 Bird Netting, 30 x 100 Ft - Not Shown.....81
 Bird Netting, 30 x 375 Ft - Not Shown.....81
 Bird Netting, 30 x 500 Ft - Not Shown.....81
 Bolt Bag, Tunnel Extension (Consists Of Items: 8, 16 & 17).....11
 Bolt Bag, Tunnel Hardware (Consists Of Items: 3 thru 6).....11
 Bolt, 1/2-13 x 1.5 Hex Yellow.....63

Bolt, 5/16-18 x 1.00 HHCS Gr8.....63
 Bolt, Button Hd, 1/4-20 x 1-1/2 in. Stainless Steel.....23, 41
 Bolt, Button Hd. 3/8-16 x 1 in. Stainless Steel.....11
 Bolt, Button Head, 1/4-20 x 1-1/2 in. Stainless Steel.....74
 Bolt, Carriage, 1/2-13 x 1-1/2 in. Gr 5 Short Neck.....30, 33
 Bolt, Carriage, 1/2-13 x 2 in. Gr 5.....30
 Bolt, Carriage, 1/2-13 x 5 in. Gr 5.....30
 Bolt, Carriage, 3/8-16 x 1 in.....29
 Bolt, Carriage, 3/8-16 x 1-1/2 in.....67
 Bolt, Carriage, 3/8-16 x 3/4 in. Gr 5 Yellow Zinc.....25, 30
 Bolt, Carriage, 5/16-18 x 1 in. Gr 5.....33
 Bolt, Carriage, Short Neck, 5/8-11 x 2-1/2 in. Gr 5.....25, 30
 Bolt, Hex Washer Hd, 3/8-16 x 3/4 in. Gr 5.....26, 29
 Bolt, Hex, 1/2-13 x 1-1/2 in. Gr 5.....7, 25, 30, 57, 73
 Bolt, Hex, 1/2-13 x 1-3/4 in. Gr 5.....7
 Bolt, Hex, 1/2-13 x 6 in. Gr 5 Full Thread.....26
 Bolt, Hex, 1/4-20 x 1 in. Gr 5 Yellow Zinc.....25, 30
 Bolt, Hex, 1/4-20 x 1 in. YZ.....57
 Bolt, Hex, 1/4-20 x 1-3/4 in. Gr 5.....26
 Bolt, Hex, 1/4-20 x 3/4 in. Gr 5.....73
 Bolt, Hex, 1/4-20 x 3/4 in. Stainless Steel - G6060 & PB6000 Only.....23
 Bolt, Hex, 1/4-20 x 3/4 in. Stainless Steel - G6070 & G6070P Only.....23
 Bolt, Hex, 1/4-20 x 5/8 in. Gr 5.....25, 30
 Bolt, Hex, 3/4-10 x 2-1/4 in. Gr 5.....83
 Bolt, Hex, 3/4-10 x 3 in. Gr 5.....19
 Bolt, Hex, 3/4-10 x 3-1/2 in. Gr 5.....7
 Bolt, Hex, 3/4-10 x 5-3/4 in.....19
 Bolt, Hex, 3/8-16 x 1 in. Gr 5 Yellow Zinc.....25, 30, 73
 Bolt, Hex, 3/8-16 x 1 in. Yellow Zinc.....39
 Bolt, Hex, 3/8-16 x 1-1/4 in. Gr 5.....25, 30, 37, 67, 73
 Bolt, Hex, 3/8-16 x 2 in. Gr 5.....37
 Bolt, Hex, 3/8-16 x 3 in. Gr 5.....89
 Bolt, Hex, 3/8-16 x 3-1/2 in. Gr 5.....74
 Bolt, Hex, 3/8-16 x 3/4 in. Gr 5.....25, 30
 Bolt, Hex, 3/8-16 x 4 in. Stainless Steel.....11
 Bolt, Hex, 5/16-18 x 1-1/4 in. Gr 5 Yellow Zinc.....67
 Bolt, Hex, 5/16-18 x 3/4 in. Gr 5 Special.....19
 Bolt, Hex, 5/8-11 x 1-1/2 in. Gr 5.....37
 Bolt, Hex, 5/8-11 x 2 in. Gr 5.....7
 Bolt, Hex, 5/8-11 x 2-1/2 in. Gr 5.....7, 11
 Bolt, Hex, 5/8-11 x 3-1/2 in. Gr 5.....83
 Bolt, Hex, 5/8-11 x 5 in. Gr 5.....53
 Bolt, Hex, 7/16 in. x 1-1/4 in. Gr 5.....26
 Bolt, Hex, 7/16 in. x 1-3/4 in. Gr 5.....26
 Bolt, Hex, 7/16-14 x 1-1/4 in. Gr 5.....26
 Bolt, M12 x 55mm CL8.8.....71
 Bolt, SHCS, 1/2-13 x 2-1/4 in. Gr 8.....61, 65
 Bolt, SHCS, 3/8-16 x 2-1/4 in.....61, 65
 Bolt: Hex, 1/4-20 x 3/4 in. Stainless Steel.....57
 Bolt: Hex, 3/8-16 x 3-1/4 in. Gr 5 YZ.....57

Bolt: Hhd G5 3/8x1-1/4 In.....49
 Bottom/Slide, 4 Hole Straight, Jumbo.....85
 Bracket - Wet Boom Holder 3x3.....79
 Bracket, Bearing Bolts.....29
 Bracket, Conveyor Nose Cone.....25, 35
 Bracket, w/Bolts, Adjuster.....29
 Brake - Mico.....45
 Brake Kit, Repair MICO.....45
 Brake Pad.....45
 Brg, Cone TK#33275 2.750.....63
 Brg, Cone TK#5565 2.000.....63
 Brg, Cone TK#745A 2.750.....63
 Brg, Cone TK#HM807044 1.9375.....63
 Brg, Cup TK# 5535 4.8125.....63
 Brg, Cup TK#33461 4.625.....63
 Brg, Cup TK#742 5.909.....63
 Brg, Cup TK#HM807010 4.125.....63
 Btnhdbl, 1/4-20 x 3/4 Stainless Steel.....45
 Btnhdbl, 3/8-16 x 1-1/4 Stainless Steel.....21
 Bulb, #1157.....57
 Bulb, 1156 Clear.....57
 Bungee Cord, Bag Pan.....11
 Bungee Cord, Tunnel.....11
 Bushing, 1/2 NPT To 1/8 NPT.....61, 63, 65
 Bushing, Machine, 1/2 in. x 14 Ga.....37

C

Cable - 1/4 x 30' W/hook.....49
 Cable Drum, Brake Side, 6 Ft Rotor.....7
 Cable Drum, Non Brake Side, 6 Ft Rotor.....7
 Cable, 7/16 x 195 Ft. G6060 Only.....47
 Cable, 7/16 x 245 Ft. - G6070 & G6070P Only.....47
 Cable, Conveyor Lift, 1/4 in. x 17 Ft.....39
 Cap - Dust.....15
 Cap, Breather.....73
 Cap, Dust.....13
 Cap, Rotor Tooth, Weld On.....7
 Carblt G5 5/16-18 x 1 in.....43
 CARDANTube.....71
 Cartridge Assembly (Consists of items 3, 4, 5, 12, 13, 14, 19).....51
 Chain - 50 Riveted 66 P 41 in. Oal Ust.....77
 Chain - Conv W/weld On Flt Lng.....35
 Chain - Rlr #120-2 7 Ft 59 P Ust.....21
 Chain, #40-2, 16 Pitches w/ Connector.....26, 29
 Chain, Conveyor, Long w/Weld On Flight.....29
 Chain, Long w/Weld On Flight.....25
 Chain, Roller, #120-2 59P - G6060 & PB6000 Only.....19
 Chain, Roller, #120-2, 7.875 Ft, 63 P, UST - G6070 Only.....19
 Chain, Roller, #50, 114 Pitches.....25, 29
 Chain, Safety.....83
 Check Valve.....79, 87
 Clamp - 1.25 Id Vinyl Coated.....45
 Clamp - Hose .625 Id Dbl.....45, 79, 87
 Clamp, 1-1/2 in. Vinyl.....73
 Clamp, Cable, 1/4 in.....39
 Clamp, Single, .63 ID.....57
 Clamp, Single, .63 in. ID.....26
 Clamp: Speed .375 in.....57



Part Description Index (continued)

Clean Out Door w/Decals.....33
Clean Out Wide Door, Split Conv.....43
Clevis.....83
Clip, Hydraulic Line.....41, 73
Complete Shield Kit.....69, 71
Cone, Roller Bearing, 1-1/4 in.....13
Cone, Roller Bearing, 1-5/8 in.....13
Conn, Male 3/8 JIC x 1/4 NPT.....45
Connector, 06 MJIC x 10 ORB.....74
Connector, 37° ORB 7/8-14.....74
Connector, Male, 3/8 in. JIC x 1/4 in. NPT...41
Connector, Male, 3/8 JIC x 1/2 NPT.....74
Connector, Male, JIC - NPT, 3/8 in. x 3/8 in.....41
Conveyor Adjuster End Weldment.....26
Conveyor Lower Assembly - Not Serviced Separately Refer to Lower Assembly Split Conveyor Page for Parts Breakdown.....29
Conveyor Roller, 1.250 in. Bore.....33
Cotter Pin, Stainless Steel Hair Pin.....33
Cotter Pin, Stainless Steel Hairpin.....43
Coupler - Quik 3/4-16 ORB Fem.....79, 87
Coupler, Conveyor Motor.....35
Coupler, Quik Male -08 ORB.....79, 87
Coupling, Cable Drum.....7
Coupling, Cable Rewind.....73
Cover - Cable Drum Brake.....45
Cover, Drive Chain.....29
Cradle, Bag Boom, 10' - G6070 & G6070P Only.....11
Cradle, Bag Boom, 8' & 9' - G6060 & PB6000 Only.....11
Cradle, Bag Boom, 9' - G6070 & G6070P Only.....11
Cross Kit, #6, 30.2 x 91.4.....69
Cross Kit, #8, 35 x 106.....71
Cup, Bearing, Inner.....13
Cup, Bearing, Outer.....13
Cylinder - Hyd 3 x 18.....87
Cylinder, Hydraulic, 2 in. x 28 in. x 1-1/8 in.....41

D

Danger Label, Outer Drive Tube.....69, 71
Danger/Shield Label.....69, 71
Decal - Conv End Lift.....79, 87
Decal - Danger, Conveyor Entanglement.....35
Decal - Grease.....35
Decal - Hitch End Lift.....79, 87
Decal - Rotating Parts.....35
Decal - Shield Is Off.....35
Decal, 75W-90 Syn Oil.....59
Decal, Ag-Bag Logo, 7 x 19 in.....59
Decal, ag-bag.com, 1.75 x 20 in.....59
Decal, Ag-Bagger, 4 x 42 in.....59
Decal, Conveyor Raise/Lower.....41
Decal, Conveyor/Cable Rewind.....59
Decal, G6060 (G6060).....59
Decal, G6070 (G6070 & G6070P).....59
Decal, Grease.....59
Decal, Grease Rotor Bearing.....59
Decal, Important, Cable Guide Removal.....59
Decal, Important, Lug Nuts.....59
Decal, Notice, Hydraulic Oil Only.....59
Decal, Notice, Tractor Neutral.....59
Decal, Oil Chain.....59

Decal, Pinch Point.....87
Decal, Red 2x9 Retroreflective.....35
Decal, Red Retroreflective 2 x 9 in.....57
Decal, Red Retroreflective, 2 x 9 in.....59
Decal, SMV Emblem.....59
Decal, Yellow Retroreflective 2 x 9 in.....57
Decal, Yellow Retroreflective, 2 x 9 in.....59
Decal, Ylw 2x9 Retroreflective.....35
Decal: Shield Is Off.....26
Deflector Weldment, Adjustment End.....33
Deflector, 2 Stage Conveyor G6070 & G6070P.....26
Deflector, 2 Stage Conveyor w/Decal.....29
Deflector, 2 Stage Conveyor w/Decals G6060.....26
Deflector: Single Conveyor.....35
Dipstick Complete Assembly.....77
Drum, Cable, w/Brake Flange, 7 Ft Rotor - 6070 Only.....7
Dust Cap, 1/2 in.....79, 87
Dust Plug, 1/2 in.....79, 87

E

Elbow - 45 Street # 4MP x # 4FP.....45
Elbow, -12 ORB x -08 MJIC.....79, 87
Elbow, 1/2 MPT x 3/4 MJIC.....73
Elbow, 1/2 NPT x 1/2 MJIC.....87
Elbow, 90 1/2 in. JIC Swivel.....79, 87
Elbow, 90° #6 ORB x #6 NPT.....41
Elbow, 90° 10 MJIC x FJIC.....41
Elbow, 90° 10 ORB x 6 MJIC.....41
Elbow, 90° 37° Flare, 3/4.....74
Elbow: -08 ORB x 1/2 MJIC.....79, 87
End Cap, Output, Mach.....63
End: Wdmt, Single Conveyor.....43

F

Filter, Hydraulic, P551553.....73
Fitting, Grease, 1/8 PTF.....30
Fitting, grease, 1/8 PTF.....25
Fitting, Grease, 1/8-PTF.....33
Fitting, Grease, 1/8-Ptf.....35
Flatwasher, 3/8 x 2 Od Stainless Steel.....21
Flexible Roll Pin, #6/7 Inner, 10 x 65mm.....69
Flexible Roll Pin, #6/7 Outer, 10 x 75mm.....69
Flexible Roll Pin, #8/9 Inner, 12 x 75mm.....71
Flexible Roll Pin, #8/9 Outer, 12 x 90mm.....71
Frame - Bag Boom 8 Ft-10 Ft 6000.....49
Frame Weldment - (S/N 42.05167 & Before).....7
Frame Weldment - (S/N 42.05168 & After).....7
Frame, Conveyor Slide.....37
Frame: 6060 W/rtr & Cbl Drums Hyd Jack...87

G

Gandy, 45# 4H Dry Inoculant Applicator.....89
Gasket, Bearing Retainer, Gandy.....85
Gasket, Pump Flange.....73
Gasket, Top Access Plate.....73
Gauge - Liquid Sill 2000 PSI Sm.....45
Gear.....61
Gear, 12T Pinion, 27T.....65
Gear, 700 Series.....63
Gearbox Complete.....63
Gearbox, Complete.....65

Gearbox, Dual Output - Aluminum (as long as available) after inventory is used up, order 42.0902132.....7, 61
Gearbox, Dual Output, Large Bearing Cast Iron w/Bolt On End Cap.....7
Gearbox: Dbl Output Aluminum Hi Temp.....7
Grease Fitting, 1/4-28.....87
Grease Fitting, M6 x 1 Straight (Not Serviced Separately).....69, 71
Grease Zerk, 1/8 in. NPT Female.....25
Grease Zerk, 1/8 NPT Female.....30
Grz Zerk - 1/8npt Female.....21, 35
Guard - Conveyor Tail Shaft.....43
Guard - Rotor Drive.....21
Guard, Conveyor Idle Shaft.....26
Guard, Rotor Chain - G6060 & PB6000 Only.....19
Guard, Rotor Chain - G6070 Only.....19
Guide - Conveyor Chain Top LH.....35
Guide - Conveyor Chain Top RH.....35
Guide, Cable Rewind, Left.....47
Guide, Cable Rewind, Right.....47
Guide, Conveyor Chain, Top LH.....25
Guide, Conveyor Chain, Top RH.....25

H

Half Shaft, Cleared (Not Serviced Separately).....69, 71
Half Shaft, Uncleared (Not Serviced Separately).....69, 71
Half Shield Kit (Not Serviced Separately)..69, 71
Handle Kit.....73
Harness, Lights (Includes Item 28).....57
Harness, Lights, Wishbone.....57
Hhdbl G 5 1/2-13 x 1.50.....35, 45, 77
Hhdbl - 3/4-10 x 5-3/4.....21
Hhdbl - 3/8-16 x 1-1/2.....77
Hhdbl - G5 1/4 x 1 Yellow Zinc.....35
Hhdbl - G5 1/4-20 x 1-3/4.....79, 87
Hhdbl - G5 3/8x1 in. Yellow Zinc.....35
Hhdbl - G5 5/16-18 x 3/4 Spec.....45
Hhdbl - G5 5/8-11 x 8.....45
Hhdbl 5/8-11 x 3 Gr5.....49
Hhdbl, G5 3/8-16 x 2-1/4.....49
Hhdbl, G5 3/8-16 x 2.50.....35
Hhdbl, Gr 5 3/4-10 x 3.....21
Hhdbl, Gr 5, 7/16-14 x 1-1/4.....43
Hhdbl, Gr5 1/2-13 x 6 Full Thrd.....43
Hhdbl, Stainless Steel 1/4-20 x 3/4.....35, 45, 77
Hhdnut - Lock 1/4 Whiz.....91
Hhdnut - Nyloc Flang 1/4-20 Yellow Zinc...35, 45
Hhdnut - Nylon Lk 1/2-13 Flange.....35, 45, 77
Hhdnut - Nylon Lk Flng 3/8-16 Yellow Zinc.....45, 49, 77
Hhdnut, 1/2-13.....21, 43
Hhdnut, 1/4-20 Stainless Steel Nylock.....45, 77
Hhdnut, 5/16-18 Nylock.....43
Hhdnut, 5/8-11 Nylock.....45, 49
Hinge, Beater Shield.....26, 29
Hitch, Field, 8-9 Ft w/Decals.....7
Hold Down, Conveyor.....37
Hold Down, Conveyor Chain.....25



Part Description Index (continued)

Hold Down, Conveyor Chain, Long.....29
Hold Down, Conveyor Chain, Short.....29
Holder, Plug Storage.....57
Hook, Cover (Rubber).....26
Hose - Brake 3/8 x 97.....45
Hose - Grease 3/16 x 47 in.....35
Hose - Hyd 3/8 x 144 in.....79, 87
Hose - Hyd 3/8 x 150 in.....79, 87
Hose - Hyd 3/8 x 27 in.....79, 87
Hose, Grease, 3/16 in. x 32 in.....25, 29
Hose, Grease, 3/16 in. x 40 in.....25, 29
Hose, Grease, 3/16 in. x 47 in.....25, 29
Hose, Hydraulic, 1/4 in. x 26.5 in. 6 x 6 FJIC.....41
Hose, Hydraulic, 3/8 in. x 42 in. 6 FJIC 45° x 6 FJIC.....41
Hose, Hydraulic, 3/8 in. x 72 in. 6 FJIC 90° x 6 FJIC.....41
Hose, Hydraulic, 3/8 NPT x 22 in. 2WB - 1.000.....73
Hose, Hydraulic, 3/8 x 152 in. (Cable Rewind Motor Return to Filter).....74
Hose, Hydraulic, 3/8 x 155 in. (Valve Pressure to Cable Rewind Motor).....74
Hose, Hydraulic, 5/8 x 19 in. (Valve Return to Filter).....74
Hose, Hydraulic, 5/8 x 25 in. (Main Tank Pressure to Valve).....74
Hose, Hydraulic, 5/8 x 52 in. (Valve Pressure to Conveyor Motor).....74
Hose, Hydraulic, 5/8 x 57 in. (Conveyor Motor Return to Filter).....74
Hose, Return, 3/4 x 34 in. (Upper Auxiliary Tank to Main Tank).....74
Hose, Return, 3/4 x 43 in. (Filter to Lower Auxiliary Tank).....74
Housing, R700 TAP Improved.....61, 65
Housing, R700 THRU Improved.....61, 65
Hsg, Main Mach R70C.....63
Hub - Wheel 6blt Includes Cups & Studs.....15
Hub Assembly With Cups & Studs.....13

I

I.Cone, Shield Cone, #5-6-7 Inner (Not Serviced Separately).....69
I.Cone, Shield Cone, #8-9 Inner (Not Serviced Separately).....71
Individual Cartridge (Included with Item 1)..87
Inner Cup.....15
Inoculant, Granular, 50 lb Bucket (Treats 100 Ton).....81
Inoculant, Liquid 250 Ton Foil Pouch For Inject. Sprayer.....81
Inoculant, Liquid 50 Ton Foil Pouch.....81
Inoculant: 200TT Ag Bag 10 Packets per Case.....81
Inoculant: 50TT Ag Bag 10 Packets per Case.....81
Instruction Booklet (Not Serviced).....69, 71

J

Jack Base, Hyd Lift 6000 Series.....87
Jack, Manual, 15 in. Square Mount.....7

K

Key - 5/8 x 5/8 x 2-3/4.....21
Key Sq - 3/8 x 2 in.....77
Key Sq - 7/8 x 7/8 x 4 in. 1018.....21
Key, 5/8 x 5/8 x 1.845.....61
Key, 5/8 x 5/8 x 2-3/4 in.....19
Key, Shaft (Hydraulic Motor).....30, 73
Key, Sq, 3/4 x 3/4 x 4 in. - (G6060 S/N 42.05167 & Before) & PB6000 Only.....19
Key, Sq, 7/8 x 7/8 x 4 in. - G6070 & (G6060 S/N 42.05168 & After).....19
Key, Square, 1/4 in. x 1-3/4 in.....25, 30
Key, Square, 1/4 in. x 2 in.....25, 30
Key, Square, 3/8 in. x 3 in. Undersize.....7
Kit, Ball Collar, 1-3/8 in. #6.....69
Kit, Ball Collar, 1-3/8 in. #8.....71
Kit, Bungee Cord (Consists Of Items 11a & 11b).....11
Kit, Hydraulic Conveyor Lift (Consists Of Items 1 & 2 thru 20).....41
Kit, PTO Transport (Includes Items 1 thru 10).....67
Kit, RT Ball Collar S5/S9, 1-3/4 in.....69, 71
Knob.....73
Koster Moisture Tester - Not Shown.....81

L

Latch.....25, 30
Lens, Amber (Command).....57
Lens, Amber (Wesbar).....57
Lens, Red (Command).....57
Lens, Red (Wesbar).....57
Light Stand Weldment.....57
Light Tube Weldment, Left Side.....57
Light Tube Weldment, Right Side.....57
Light, Dual Lamp, Amber/Red, Left Side.....57
Light, Dual Lamp, Amber/Red, Right Side.....57
Link - #120-2 Connector Ust.....21
Link - #50 Connector Ust.....77
Link, #120-2 Connector UST.....19
Link, #CA550 Offset.....25, 30
Link, Offset, #120-2.....19
Liquid Inoculant Applicator, 15 Gallon Sprayer - Not Shown.....81
Liquid Inoculant Applicator, 27 Gallon Sprayer - Not Shown.....81
Liquid Inoculant Applicator, 55 Gallon Sprayer - Not Shown.....81
Lock, PTO Cradle.....67
Lube/Shc 75W90 Synth.....63
Lug Nut, 9/16-18.....13
Lugnut - 9/16-18.....15

M

Mach Bshg - 1-1/4.....43
Machine Bushing, 1-1/4 in.....33
Master Seal Zip Tool.....81
Master Seal, 14.5 ft Lengths 4/Box For 8 & 9 ft Bags.....81
Master Seal, 17 ft Lengths 4/Box For 10 ft Bags.....81
Master Seal, 20 ft Lengths 4/Box For 11 & 12 ft Bags.....81
Master Seal, 250 Ft Roll.....81
Master Seal, 9.5 ft Lengths 4/Box.....81

Motor, Electric, w/Brackets & Harness.....85
Motor, Hydraulic, Charlyn 101-1272.....74
Motor, Hydraulic, Conveyor.....30, 73
Mount - Htd Motor 101 Series.....35
Mount, (Weld On), Jack, Female Square Tubing.....8
Mount, Bracket, Drive Motor.....29
Mount, Hydraulic Motor.....25
Mount, Hydraulic Motor, 101 Series.....73

N

Nut - 7/16-14 C-Lock Blk.....43
Nut, Hex Center Lock, 7/16-14.....26
Nut, Hex Flange Lock, 1/2-13 Nylock.....25
Nut, Hex Flange Lock, 1/4-20 Nylock Yellow Zinc.....25, 30
Nut, Hex Flange Lock, 3/8-16 Nylock Yellow Zinc.....25, 30
Nut, Hex Lock Flange, 3/8-16 Yellow Zinc Nylock.....89
Nut, Hex Lock, 1/2-13 Nylock.....7, 33, 57
Nut, Hex Lock, 1/2-13 Nylock Stainless Steel.....30
Nut, Hex Lock, 1/4-20 Nylock Stainless Steel.....26
Nut, Hex Lock, 1/4-20 Nylock Stainless Steel - G6060 & PB6000.....23
Nut, Hex Lock, 1/4-20 Nylock Stainless Steel - G6070 & G6070P.....23
Nut, Hex Lock, 1/4-20 Whizlock.....74
Nut, Hex Lock, 3/4-10 Nylock.....7, 19
Nut, Hex Lock, 3/8-16 Nylock.....11, 57
Nut, Hex Lock, 3/8-16 Nylock Stainless Steel.....11
Nut, Hex Lock, 5/16-18 Nylock.....33
Nut, Hex Lock, 5/8-11 Nylock.....7, 11, 25, 30, 37, 53
Nut, Hex Lock, Nylon Flange, 5/16-18 Blk Zinc.....67
Nut, Hex Nylon Flange Lock, 1/2-13.....73
Nut, Hex Nylon Flange Lock, 3/8-16 Yellow Zinc.....37, 73
Nut, Hex Top Lock, 5/8-11.....83
Nut, Hex Whiz Lock, 1/4-20.....41
Nut, Hex Whiz Lock, 3/8-16.....39, 67
Nut, Hex, 1/2-13.....19, 26, 29
Nut, Hex, 3/4-10.....83
Nut, Jam 1/2-13.....26
Nut, Slotted Lock, NO6 Zinc Plated.....13
Nut: Clip 3/8-16, Long.....21
Nut: Hex Nyloc Flng, 1/4-20 YZ.....57
Nut: Hex Nylok Cntr 1/4 In.....79, 87
Nut: Hex Nylok Lk 3/4-10.....21
Nut: Hex Nylon Lk 3/8-16.....35, 79, 87
Nut: Spindle 7/8-14 Unf.....15

O

O-Ring 906.....51
O-Ring, Rubber, Gandy.....85
O-Ring: SAE -8 (.64id).....79, 87
O.Cone, Shield Cone, #8-9 Outer Std.....71
Oil Seal - 2.25 I.D.....15
Oil Seal, 2.25 I.D.....13
Orifice, -6 Two Way, .049 in. Dia.....41
Orifice, -8 ORB One Way (.059).....79, 87



Part Description Index (continued)

Outer Cup.....15

P

Pan, Bag G6060 & PB6000.....11
Pan, Bag G6070 & G6070P Only.....11
Panel, Hopper Extension, Front 6 Ft w/Decals
- G6060 & PB6000 Only.....23
Panel, Hopper Extension, Front 7 Ft - G6070
& G6070P Only.....23
Panel, Hopper Extension, Right Side.....23
Panel, Sloped, Hopper 6 Ft - G6060 & PB6000
Only.....23
Panel, Sloped, Hopper 7 Ft - G6070 & G6070P
Only.....23
Pin - Roll 3/8 x 2.....35, 43
Pin, Cam Lever.....37
Pin, Clevis, 5/8 in. x 1-1/2 in. Zinc.....39
Pin, Conveyor Door Latch.....33, 43
Pin, Cotter, 5/32 in. x 1-1/4 in. Stainless
Steel.....39
Pin, Cotter, 5/32 x 1-1/4 in. Stainless
Steel.....47
Pin, Hair.....7
Pin, Hair, 5/32 x 2-15/16 in. Zinc.....55
Pin, Hair, 5/32 x 2-15/16 in. Zinc Plated.....13
Pin, Hitch.....7
Pin, Hitch, .625 Dia x 4 in.....13
Pin, Hitch, .625 x 4 in.....55
Pin, Roll, 3/8 in. x 2 in.....26, 29
Pin, Spring, 5/16 in. x 3 in.....33
Pin, Spring, 5/32 in. x 1-1/4 in.....37
Pin: Cotter 5/32 x 1-3/4.....15
Pin: Hair 5/32 x 2-15/16 Znc.....15
Pin: Hitch .625 Dia. x 4 in.....15
Pin: Lock, 3/8 x 3.....57
Pinion Gear.....61
Piston Tab 2.....51
Piston, Dowel machine.....51
Plate, Bearing Mount.....26, 29
Plate, Bearing Mount Welded.....26
Plate, Cover R70C 1/8 NPT.....63
Plate, Face, 86 in.....23
Plug, 08 ORB.....74
Plug, 1/2-14 NPT SCHD w/3M.....63
Plug, 1/2-14 NPT, Socket Head.....61, 65
Plug, 1/4-18 NPT.....65
Plug, 1/4-18 NPT SCHD w/3M.....63
Plug, 1/8-27 NPT SCHD w/3M.....63
Plug, 1/8-27 NPT Vent 5 PSI.....63
Plug, Light Cord (Included In Item 27).....57
Plug, Oil Drain.....73
Plug, Vent, 1/8-27 NPT, 5 psi.....61, 65
Po Check Valve, Double, (-8 Orb).....79, 87
PTO Cradle, Bolt On w/ Trim.....67
PTO Shaft, Complete.....69, 71
Pulley - Bag Boom 3 in. UHMW.....49
Pulley, 2-1/2 in. OD x 1/4 in. Cable x 5/8 in.
ID.....39
Pump - Hand 17ci 2000 PSI.....45
Pump Kit w/Relief Valves & Gasket (Includes
Items 4c & 4d).....73

R

Release, Current Tools.....51
Relief cartridge.....73

Relief Valves (1 set).....73
Repair Tape, 2 in. x 36 Yard Roll - Not
Shown.....81
Repair Tape, 3 in. x 36 Yard Roll - Not
Shown.....81
Repair Tape, 4 in. x 36 Yard Roll - Not
Shown.....81
Reservoir, Tubular - G6060 Only
(Optional).....73
Reservoir, Tubular - G6070 Only.....73
Retainer, Bearing.....85
Retaining Ring, Ext 1.938 Shft.....63
Retaining Ring, External, 1.938.....61, 65
Retaining Ring, Int 4.625 Bore.....63
Rod - Chain Tensioner.....21
Rod, Cable Rewind - G6060.....47
Rod, Cable Rewind, 1 x 29 in. Zinc - G6070
&G6070P Only.....47
Rod, Chain Tensioner.....19
Roller Bearing Cone 1-1/4.....15
Roller Bearing Cone 1-5/8.....15
Rope, Backstop, 3/8 x 300 Ft (8-9 Ft
Backstop).....53
Rope, Backstop, 3/8 x 400 Ft (10 Ft
Backstop).....53
Rotor + Four Teeth & Caps - 2-15/16 in. Shaft
(Weld Req'd) (S/N 42.05167 & Before).....7
Rotor + Four Teeth 3-7/16 in. Shaft - (Weld
Req'd) (S/N 42.05168 & After).....7
Rotor, Gandy, Jumbo 10 in. Rubber.....85

S

Safety Sign, Caution 540 RPM (G6060 &
G6070).....59
Safety Sign, Danger, Conveyor
Entanglement.....59
Safety Sign, Danger, Rotating Drive Line.....59
Safety Sign, Danger, Rotor Entanglement.....59
Safety Sign, Warning, Cable
Entanglement.....59
Safety Sign, Warning, Before Operating.....59
Safety Sign, Warning, Foot Crushing.....59
Safety Sign, Warning, High Pressure Oil.....59
Safety Sign, Warning, No Step.....59
Safety Sign, Warning, Rotating Parts.....59
Safety Sign, Warning, Shield Is Off.....59
Safety Tube (Not Serviced Separately).....69,
71
SCHCSCR, 0.164-32 x 0.375.....51
Screw, Hex Hd, 1/4-20 x 3/4 in. Stainless Steel,
Thread Cutting.....57
Screw, Hex Hd, 1/4-20 x 3/4 in. Thread Cutting
Stainless Steel.....74
Screw, Set, 3/8-16 x 1/2 in.....73
Screw: Fshcs, 1/4-20 x 3/4 Yellow Zinc.....91
Screws, Bolt-Nut M10 x 50mm CL8.8.....69
Seal Kit.....30, 73
Seal Kit, Hydraulic Cylinder.....41
Seal Kit, Hydraulic Motor.....73, 74
Seal, 1.936-4.25-.375 (V).....63
Seal, 1.937 - 2.623 x .312 Viton.....61, 65
Seal, 2.65-3.51-.38 (V).....63
Seal, 2.65-4.63-.42 (V).....63
Seal, 2.750 - 3.500 x .375 Viton.....61, 65
Set Scr. 3/8-16 x 3/8 Hs Cp.....35
Setscrew, 3/4-10 x 3/4 in.....19
Setscrew, 5/8-11 x 5/8 in.....19
Shaft, 1-1/4 in. x 21 in. Drive.....26
Shaft, 1-1/4 in. x 34-1/2 in.....26
Shaft, 1-1/4 in. x 34-3/4 in.....33
Shaft, 1-1/4 in. x 36-1/2 in. Drive.....26
Shaft, 1.25 in., LH.....29
Shaft, Cross R700.....61
Shaft, RH Drive.....29
Shaft: Conv Idle 1-1/4 x 34.....43
Shaft: Conveyor Drive 1-1/4.....35
Shaft: Gear Pinion.....63
Sheet: Polyethylene - Hd 1/8 x 29-7/8 x
96.....91
Shell Asm, Sngl Conv W/hd Frame
w/Decals.....35
Shield.....26
Shield - Grbx Pto.....77
Shield - Rear Pump Drive.....77
Shield Support, #6-7 Inner 6G602.....69
Shield Support, #6-7 Outer 6G502.....69
Shield Support, #8-9-10 Inner 8G602.....71
Shield Support, #8-9-10 Outer 8G502.....71
Shield, Motor.....25, 29
Skirt - Conveyor 20 x 60.....35
Skirt, Conveyor, 20 in. x 60 in.....25, 29
Sling, Backstop Cable, 7/16 x 35 in.....53
Spacer, Pinion R70C.....63
Spindle, Single, 2-1/4 x 14-7/8 in. Std.....13
Spindle: G6000.....15
Spray Adhesive - Not Shown.....81
Spring - Ext #661.....21
Spring, Compression.....37
Spring, Extension.....19
Sprocket.....85
Sprocket - 120-2a11 2-7/16 in.B.....21
Sprocket - 120-2b42 3-7/16 B 7/8k.....21
Sprocket 50b14f 1.....77
Sprocket 50b48f 1 3/4.....77
Sprocket, 120-2A11, 2-7/16 in. Bore, 5/8 in.
Keyway.....19
Sprocket, 120-2B42, 2-15/16 in. Bore, 3/4 in.
Key - (G6060 S/N 42.05167 & Before) &
PB6000 Only.....19
Sprocket, 120-2B42, 3-7/16 in. Bore, 7/8 in.
Key - (G6060 S/N 42.05168 & After).....19
Sprocket, 120-2B48, 3-7/16 in. Bore, 7/8 in.
Key - G6070 Only.....19
Sprocket, 40B16, 1 in. Bore.....26, 29
Sprocket, 40B16, 1.25 in. Bore.....26
Sprocket, 50B20, 1.25 in. Bore.....26, 29
Sprocket, 6 Tooth 1-1/4 in. Bore.....29
Sprocket, DBL.....29
Sprocket, Idler, 50B17, .643 in. Bore.....25, 29
Sprocket, N58, 6 Tooth, 1-1/4 in. Bore.....26
Sprocket, N58, 6 Tooth, Idle 1-1/4 in.
Bore.....26
Sprocket: 6 Tooth 1-1/4 Bore.....35, 43
Stabilizer, Conveyor Angle Adjustment.....37
Stand, Jack.....55
Strip - Conv Skirting Center.....35
Strip - Conv Skirting Side.....35
Strip, Conveyor Skirting, Center.....25
Strip, Conveyor skirting, Center.....29
Strip, Conveyor Skirting, Side.....25, 29
Stripper Plate - 33 in. Weld In G6070 (Non
Gearbox End).....7



Part Description Index (continued)

Stripper Plate - 35 in. Weld In G6060 (Gearbox End).....7
Stripper Plate - 45 in. Weld In G6060 (Non Gearbox End).....7
Stub Shaft Drive, Weld In - (S/N 42.05167 & Before).....7
Stub Shaft Drive, Weld In - (S/N 42.05168 & After).....7
Stub Shaft Idle, 2-15/16 in. Weld In.....7
Stud, Wheel, 9/16-18 x 2-1/8 in.....13
Stud: 9/16-18 x 2.125.....15
Support, Backstop Transport - Long - G6060, G6070 & G6070P With Tunnel Extensions Only.....53
Support, Backstop Transport - Long - G6060, G6070 & G6070P Without Tunnel Extensions Only.....53

T

Tank, Hydraulic w/Pump & Decals (Includes Items 4a thru 4g).....73
Tee, 06 ORB Run x MJIC.....41
Tee, 1/4 NPT Male Run.....45
Tee, Branch, 10 JIC Swivel.....73
Tee, Swivel Run, 10 JIC.....73
Tensioner - Rotor Chain.....21
Tensioner, Rotor Chain.....19
Tire, 235/85R16, G6060.....17
Tire, 265/75R16, G6070 & G6070P.....17
Tire, 9.5L x 15 Farm Implement, PB6000.....17
Tool, Bag Vent.....81
Tooth Assembly w/Cap.....7
Trim, Black Vinyl, .250 - .500 (Order per Foot).....67
Tube.....69
Tube, CARDAN #6 Inner.....69
Tube, CARDAN #8 Inner.....71
Tube, Hydraulic, 1/2 in., Lift Po Check.....79, 87
Tubing: Vinyl 1-1/4 x 1 Id.....35
Tubing: Vinyl 1-1/4 x 1 in. ID.....74
Tunnel Extension Base, 18 in. - G6060, G6070 & G6070P Only.....11
Tunnel Extension Base, 29 in. - G6060, G6070 & G6070P Only.....11
Tunnel Extension Base, 29 in. - LH - G6060, G6070 & G6070P Only.....11
Tunnel Extension Base, 29 in. - RH - G6060, G6070 & G6070P Only.....11
Tunnel Extension, 10` x 29 in. - G6070 & G6070P Only.....11
Tunnel Extension, 8` x 29 in. - G6060 Only.....11
Tunnel Extension, 9` x 29 in. - G6060 Only.....11
Tunnel Extension, 9` x 29 in. - G6070 & G6070P Only.....11
Tunnel Hood, 10` - G6070 & G6070P Only.....11
Tunnel Hood, 8` w/Decals - G6060 Only.....11
Tunnel Hood, 9` - G6070 & G6070P Only.....11
Tunnel Hood, 9` w/Decals - G6060 Only.....11

U

U-Bolt, 5/16 x 3 x 4 Square Stainless Steel.....79
Uhmw Strip, Pto Guard.....77
Union -04 ORB-06 MJIC.....45

V

Valve - Conv Lift W/ Handle.....79, 87
Valve - Needle N400s.....45
Valve, Bag Vent.....81
Valve, Check.....41
Valve, Conveyor Lift w/Handle.....41
Valve, Flow Control w/Handle - Conveyor & Cable Rewind.....73

W

Washer - Flat 1/2 in. Std.....35
Washer - Flat 1/4 in. SAE Yellow Zinc.....35, 79, 87
Washer - Flat 5/16 in.....43
Washer - Flat 5/8 in. SAE.....45
Washer - Flat 7/16 in.....35
Washer, 3/4 Flat.....21
Washer, 5/16 Flat.....45
Washer, Flat 5/8 in.....11
Washer, Flat, .388 x 1.25 x .12 in.....73
Washer, Flat, 1-1/4 in. x 1-7/8 in.....26
Washer, Flat, 1/2 in.....25, 30, 73
Washer, Flat, 1/4 in. SAE Yellow Zinc.....25, 29
Washer, Flat, 1/4 in. Stainless Steel - G6060 & PB6000 Only.....23
Washer, Flat, 1/4 in. Stainless Steel - G6070 & G6070P Only.....23
Washer, Flat, 3/4 in.....19, 83
Washer, Flat, 3/8 in. SAE.....25, 30, 37, 67, 73, 89
Washer, Flat, 3/8 in. Wide Stainless Steel...11
Washer, Flat, 5/16 in.....33, 67
Washer, Flat, 5/8 in.....25, 29
Washer, Flat, 5/8 in. SAE.....37
Washer, Flat, 7/16 in.....19, 25, 29
Washer, Gandy.....85
Washer, Lock, 1/2 in.....29
Washer, Lock, 1/4 in.....73
Washer, Lock, 3/4 in. Yellow Zinc.....83
Washer, Lock, 5/8 in. Yellow Zinc.....7
Washer, Lock, External Tooth.....13
Washer, Sponge, Gandy.....85
Washer, Stainless Steel 1/4 Flat.....77
Washer: Flat 3/8 In. Std.....35, 49
Washer: Hub Retention.....15
Weldment, Conveyor End Frame.....33
Weldment, Conveyor w/Decals.....29
Weldment, Conveyor, Split w/ H Frame (Includes Items 52 thru 64).....26
Weldment, PTO Transport, Bolt On.....67
Weldment, Rotor Access, Drive - (S/N 42.05167 & Before).....7
Weldment, Rotor Access, Drive - (S/N 42.05168 & After).....7
Weldment, Rotor Access, Idle.....7
Wheel, 15 x 6 PB6000.....17
Wheel, 16 x 6 G6060.....17
Wheel, 16 x 8 G6070 & G6070P.....17

Whip - Grease 1/8 in. X 21 in.....21
Whip - Grease 3/16 x 28.....21
Whip, Grease, 3/16 in. x 21 in.....25, 29
Whip, Grease, 3/16 x 21 in.....19
Whip, Grease, 3/16 x 28 in.....19
Winch - Brake D1b1500a.....49
Winch, Brake.....39
Wldmnt - Shld, Input Flip Up.....77

Y

Yoke.....69
Yoke, #6 Inner Tube.....69
Yoke, #6/S7, 1-3/8 in. Z6 Ball.....69
Yoke, #8 Inner Tube.....71
Yoke, #8 Outer Tube.....71
Yoke, #8/S9, 1-3/8 in. Z6 Ball.....71
Yoke, Ball Shear #6, 1-3/4 in. 27QD.....69
Yoke, Ball Shear #8, 1-3/4 in. 27QD.....71

Z

Zerk, Grease, 1/4-28, 65°.....47
Zerk, Grease, 1/8 NPT Female.....19
Zerk: Grease, 1/8, 90D.....47



© 2016 by Miller-St. Nazianz, Inc.
Ag-Bag, a Miller-St. Nazianz Company